

WORKFOOTWEAR

SPRING 2023

ARIAT
WORK



ENGINEERED FOR EXTREME ENVIRONMENTS

Ariat® is proud to offer an extensive line of Ariat work boots and workwear that meet or exceed industry standards for safety, and are engineered for brute strength and active mobility in the most extreme environments.



Cover

Table of Contents

Technology

WORK

WESTERN

Marketing Reference

Sizing Reference

Index

WORK FOOTWEAR

SPRING 2023

TABLE OF CONTENTS

TECHNOLOGY

6	Platform Guide
8	Technology
12	Insoles
13	Additional Technologies & Features

WORK

18	Catalyst™ VX Work
19	Overdrive™
20	Endeavor
22	Powerline
24	Stump Jumper™
26	Mastergrip™
27	Telluride Work
28	Turbo
33	Rebar® Flex
34	Rebar® Wedge
37	Groundbreaker
39	Edge LTE
42	Tracey
43	Treadfast
45	Casual Work
46	Expert Safety Clog
47	Outpace
49	ShiftRunner

WESTERN WORK

52	Catalyst™ VX Work
53	Intrepid™
54	OverDrive™
55	WorkHog® XT
59	WorkHog®
65	RigTek™
66	Big Rig
68	Sierra
72	Terrain Work
73	Rebar® Flex Western
75	Groundbreaker
77	Tracey
78	Anthem Work
80	Fatbaby® Work

REFERENCE

MARKETING REFERENCE

82	Marketing Materials
----	---------------------

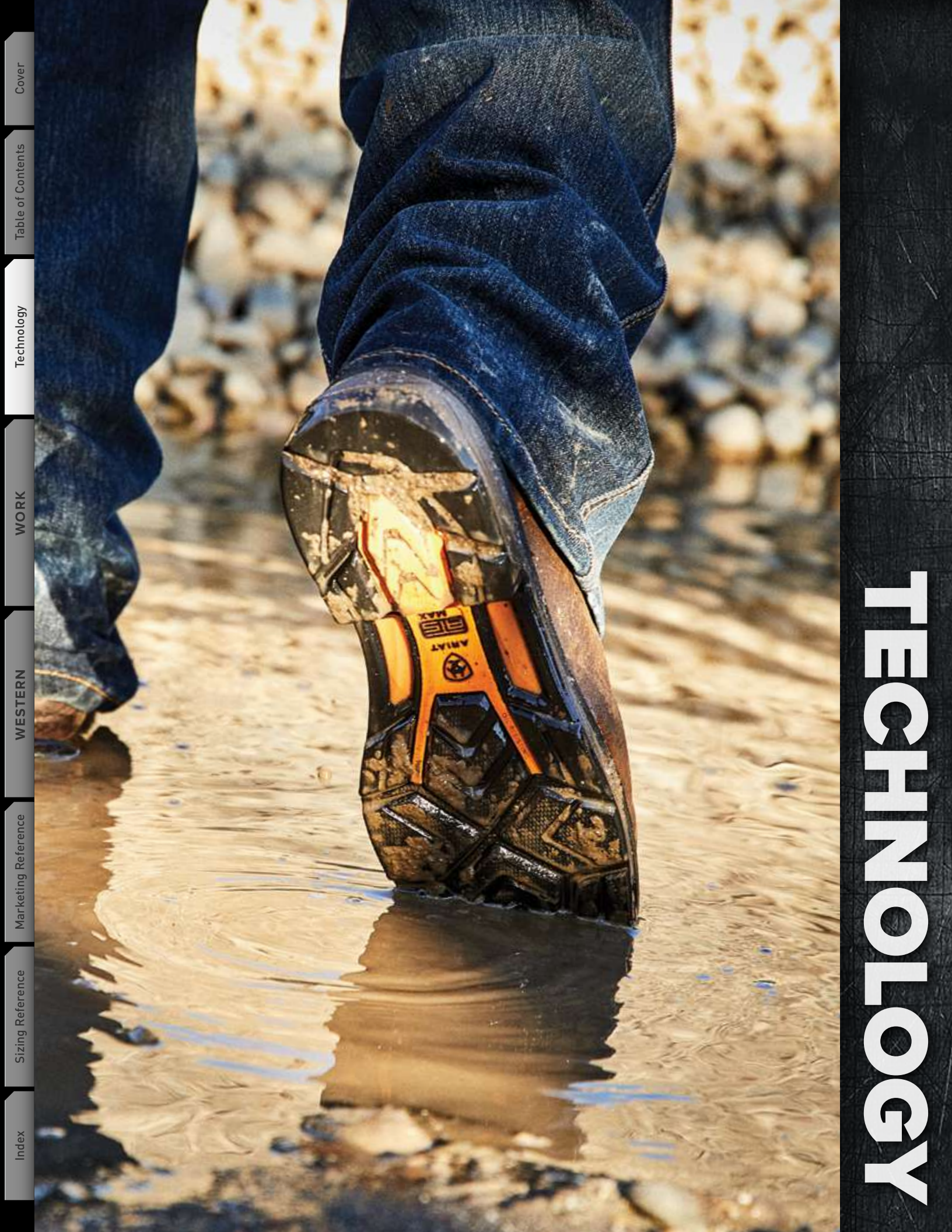
SIZING REFERENCE

87	International Sizing Equivalents
87	Extra Sizes

INDICES

91	Index by Slip Resistance of >.35
92	Index by Waterproof
93	Index by Insulated
93	Index by Met Guard
93	Index by Static Dissipative
94	Index by Puncture Resistant
94	Index by Composite Toe
95	Index by Steel Toe
95	Index by Carbon Toe
95	Index by 100% Non-Metallic
96	Index by Style Name
97	Index by Style Number





Index

Sizing Reference

Marketing Reference

WESTERN

WORK

Technology












Table of Contents

Cover

TECHNOLOGY

ARIAT WORK PLATFORM GUIDE

HEAVY-DUTY

BEST FOR	HARSH OUTDOOR WORK ENVIRONMENTS; OIL & GAS EXPLORATION	OILFIELD OR INDUSTRIAL ENVIRONMENTS WITH CHEMICALS	HARSH OUTDOOR WORK ENVIRONMENTS & HEAVY-DUTY CONSTRUCTION	HARSH OUTDOOR WORK AND HIGH HEAT ENVIRONMENTS
PLATFORMS	 <p>CATALYST™ VX WORK Extreme protection with advanced cushioning</p>	 <p>RIGTEK™ Durable traction with superior cushioning</p>	 <p>BIG RIG Durable support for bigger guys</p>	 <p>SIERRA Extreme durability and heat resistance</p>
	 <p>OVERDRIVE™ Maximum stability with added protection</p>		 <p>ENDEAVOR Extended stability and cushioning with outdoor traction</p>	
	 <p>WORKHOG® Maximum side-to-side stability</p>		 <p>INTREPID™ Rebound and cushioning for active outdoor work</p>	
	 <p>WORKHOG® XT Maximum side-to-side stability</p>		 <p>POWERLINE Durability and traction with stability shank</p>	
			 <p>STUMP JUMPER™ Outdoor traction with durable support</p>	



MIXED USE

CONSTRUCTION, FACTORY, OR WAREHOUSE WORK	CONSTRUCTION, FACTORY, OR WAREHOUSE WORK; FARM AND RANCH WORK	FARM AND RANCH WORK, OR GENERAL CONSTRUCTION	INDOOR ELECTRONICS, EXPLOSIVES, OR CHEMICALS MANUFACTURING	MIXED USE OFFICE AND WAREHOUSE/FACTORY ENVIRONMENTS
 <p>MASTERGRIP™ Durable, multi-surface traction</p>	 <p>GROUNDBREAKER Versatile traction and comfort</p>	 <p>ANTHEM WORK Featherweight flex with maximum support and cushion</p>	 <p>CASUAL WORK Static dissipating comfort</p>	 <p>EDGE LTE Lightweight, flexible comfort</p>
 <p>TREADFAST Comfort and multi-surface traction</p>	 <p>REBAR® FLEX Flexible cushioning for kneeling and bending</p>	 <p>FATBABY® WORK Durable, stirrup-friendly support</p>	 <p>EXPERT SAFETY CLOG Static dissipating comfort</p>	 <p>SHIFT RUNNER Cushioning and support for long shifts</p>
	 <p>REBAR® FLEX WESTERN Flexible cushioning for kneeling and bending</p>	 <p>REBAR® WEDGE All-day cushioning and stability</p>		 <p>OUTPACE All-day cushioning and support</p>
	 <p>W'S TELLURIDE WORK Versatile traction and comfort</p>			
	 <p>TERRAIN WORK Versatile traction and comfort</p>			
	 <p>TRACEY Durable, multi-surface traction</p>			
	 <p>TURBO Cushioning, all-day support</p>			

UNPARALLELED FIT AND COMFORT



Our premium technology provides temperature management, advanced support and enhanced flexibility with an engineered fit for optimal performance.

FEATURES

- A. Temperature-managing X-STATIC® layer provides comfort and odor protection
- B. Metatarsal Strike Pad™ protects small bones and nerves
- C. VX Cradle™ insole supports arch and heel for greater stability
- D. Anatomically designed midfoot support zone provides superior shock absorption and comfort
- E. Integrated shank stabilizes the foot, providing superior balance
- F. Cushioning midsole for shock absorption and rebound
- G. Oil- and slip-resisting Duratread™ outsole for maximum wear resistance

PLATFORMS



CATALYST™ VX WORK

ACTIVE SUPPORT AND FLEXIBILITY



Our premium footwear technology is engineered to react to force and movement while providing ultimate, anatomical support for unparalleled performance.

FEATURES

PRO PERFORMANCE INSOLE

- A. Durable, moisture-wicking liner with Cleansport NXT™ technology for natural odor defense
- B. Anatomically-engineered cushioning insole offers long-lasting support
- C. Smart Rebound™ absorbs shock and dissipates pressure in the heel
- D. Base layer air vents regulate temperature to keep feet cool and comfortable
- E. Cushioning midsole for shock absorption and rebound
- F. Innovative chassis engineered for active rebound upon heel strike, support through midfoot, and flexible forefoot protection
- G. Oil- and slip-resisting Duratread™ outsole for maximum wear resistance

PLATFORMS



INTREPID™

HYBRID STABILITY AND ACTIVE SUPPORT



Our premium footwear technology offers full-range stability with flexibility in the forefoot and active rebound for the reduction of foot fatigue.

FEATURES

ENERGY MAX INSOLE

- A. Durable, moisture-wicking liner with Agion® technology for intense odor defense
- B. Rebound foam layer cradles the foot and dissipates pressure for superior comfort
- C. Open-cell foam regulates temperature to keep feet cool and comfortable
- D. Anatomically-engineered cushioning insole offers long-lasting support
- E. FLX Foam™ midsole for advanced cushion and rebound
- F. Full-length shank for torsion stability with forefoot protection for reduction of foot fatigue
- G. Oil- and slip-resisting Duratread™ outsole for maximum wear resistance

PLATFORMS



ENDEAVOR

MAXIMUM STABILITY AND PERFORMANCE



Our enhanced mid-level technology provides additional support and durability for tough tasks and long hours on your feet.

FEATURES

ENERGY MAX INSOLE

- A. Durable, moisture-wicking liner with Agion® technology for intense odor defense
- B. Rebound foam layer cradles the foot and dissipates pressure for superior comfort
- C. Open-cell foam regulates temperature to keep feet cool and comfortable
- D. Anatomically-engineered cushioning insole offers long-lasting support
- E. Cushioning midsole for shock absorption and rebound
- F. Extra-wide shank for support and reduction of foot fatigue
- G. Oil- and slip-resisting Duratread™ outsole for maximum wear resistance

PLATFORMS



OVERDRIVE™



WORKHOG®



WORKHOG® XT

* Not all styles feature the Energy Max Insole. Also available with Pro Performance Insoles.

ADVANCED STABILITY WITH SUPERIOR COMFORT



Our mid-level technology offers optimal stability and comfort for heightened performance on the job.

FEATURES

PRO PERFORMANCE INSOLE

- A.** Durable, moisture-wicking liner with Cleansport NXT™ technology for natural odor defense
- B.** Anatomically-engineered cushioning insole offers long-lasting support
- C.** Smart Rebound™ absorbs shock and dissipates pressure in the heel
- D.** Base layer air vents regulate temperature to keep feet cool and comfortable
- E.** Lightweight composite forked shank for enhanced stability
- F.** Cushioning midsole for shock absorption and rebound
- G.** Oil- and slip-resisting outsole for maximum wear resistance

PLATFORMS



* Not all styles feature the Pro Performance Insole. Also available with All Day Cushioning Insole, Energy Max Insole, and ATS® (Gel) Insole.

ADVANCED STABILITY AND PERFORMANCE



Our mid-level technology offers optimal stability and comfort for heightened performance on the job.

FEATURES

PRO PERFORMANCE INSOLE

- A.** Durable, moisture-wicking liner with Cleansport NXT™ technology for natural odor defense
- B.** Anatomically-engineered cushioning insole offers long-lasting support
- C.** Smart Rebound™ absorbs shock and dissipates pressure in the heel
- D.** Base layer air vents regulate temperature to keep feet cool and comfortable
- E.** Lightweight composite forked shank for enhanced stability
- F.** Oil- and slip-resisting outsole for maximum wear resistance

PLATFORMS



* Not all styles feature the Pro Performance Insole. Also available with All Day Cushioning Insole, Energy Max Insole, and ATS® (Gel) Insole.

EVERYDAY COMFORT AND STABILITY



Our entry level technology offers support and cushioning for everyday wear.

FEATURES

ALL DAY CUSHIONING INSOLE

- A. Moisture-wicking liner with odor defense
- B. Contoured cushioning insole for all-day comfort
- C. Lightweight stabilizing shank for support
- D. Cushioning midsole for shock absorption and rebound
- E. Oil- and slip-resisting outsole for maximum wear resistance

PLATFORMS



EVERYDAY COMFORT AND STABILITY



Our entry level technology offers support and cushioning for everyday wear.

FEATURES

ALL DAY CUSHIONING INSOLE

- A. Moisture-wicking liner with odor defense
- B. Contoured cushioning insole for all-day comfort
- C. Lightweight stabilizing shank for support
- D. Oil- and slip-resisting outsole for maximum wear resistance

PLATFORMS



INSOLES

Ariat now offers a comprehensive line of performance insoles. With advanced technical materials and engineering to maximize foot comfort and support, there is an insole for every need, purpose and type of foot.

COMFORT

CUSHIONING & ENERGIZING

CUSHIONING & STABILITY



All Day Cushioning



Pro Performance



Energy Max



Power Support

ALL DAY CUSHIONING INSOLE



Comfort for your feet

- Moisture-wicking liner with odor defense
- Contoured cushioning insole for all-day comfort

PRO PERFORMANCE INSOLE



Cushioning support with heel shock absorption

- Durable, moisture-wicking liner with Cleansport NXT™ technology for natural odor defense
- Anatomically-engineered cushioning insole offers long-lasting support
- Smart Rebound™ absorbs shock and dissipates pressure in the heel
- Base layer air vents regulate temperature to keep feet cool and comfortable

ENERGY MAX INSOLE



Anti-fatigue cushioning and rebound for maximum comfort

- Durable, moisture-wicking liner with Agion® technology for intense odor defense
- Rebound foam layer cradles the foot and dissipates pressure for superior comfort
- Open-cell foam regulates temperature to keep feet cool and comfortable
- Anatomically-engineered cushioning insole offers long-lasting support

POWER SUPPORT INSOLE



Premium cushioning and rebound with heel and arch support

- Durable, moisture-wicking liner with Agion® technology for intense odor defense
- Rebound foam layer cradles the foot and dissipates pressure for superior comfort
- Open-cell foam regulates temperature to keep feet cool and comfortable
- Anatomically-engineered cushioning insole offers long-lasting support
- Molded cradle supports the arch and heel for greater stability

Additional Technologies & Features

SAFETY RATINGS, SPECIFICATIONS AND CERTIFICATIONS

CARBON TOE



Carbon toe styles are ASTM F2413 rated for safety. Lighter weight than a traditional Composite Toe, it provides strength and protection on the job with low temperature conductivity so your feet stay warmer in colder weather. Non-metallic for electronic security working conditions.

COMPOSITE TOE



Composite toe styles are ASTM F2413 rated for safety. Lighter weight than traditional steel toes with less temperature conductivity so your feet stay warmer in colder weather. Non-metallic for electronic security working conditions.

STEEL TOE



Steel toe styles are ASTM F2413 rated for safety. These tough work boots and clogs feature a steel cap to protect toes against falling and heavy rolling objects.

100% NON-METALLIC



Ariat 100% non-metallic safety technology is metal detector friendly.

CSA®



Canada has standards for safety footwear greater than or equal to ASTM requirements. Safety toe boots sold in Canada must be certified according to CSA Standard Z195-14 Protective Footwear, with Grade 1 toe protection, sole protection and electric shock resistance (ESR). For puncture resistance, Ariat uses SWEN-FLEX®, a metal-free midsole technology. For electrical shock protection, CSA Z195-14 and ASTM F2413 testing processes and standards are the same. CSA certified work boots will be available in the USA and ASTM F2413 rated.

PUNCTURE RESISTANT



Puncture Resistant work boots feature the SWEN-FLEX® midsole, a metal-free technology providing more foot surface protection and meeting or exceeding the same standards as conventional steel plates. These boots provide an industry leading combination of flexibility, safety and comfort.

Puncture Resistant work boots are ASTM F2413 PR rated for safety.

STATIC DISSIPATIVE™



Static Dissipative styles are ASTM F2413 or F2892 rated. These styles protect against the hazards of static buildup in the workplace by reducing excess electricity and simultaneously providing a level of protection against electrical shock.

XRD® METATARSAL PROTECTION



XRD® Extreme Impact Protection Metatarsal Guards offer comfortable, lightweight impact protection for work and safety boots. Upon impact, XRD® Performance Molecules instantly react to form a protective shield around the foot, then quickly return to their original resting state. XRD® Met Guards are thin and flexible, providing long-lasting comfort and protection on and off the job. ASTM 2413 Mt rated for safety.

Additional Technologies & Features

ARIAT® TECHNOLOGIES AND FEATURES

SHOCK SHIELD



Ariat revolutionary Shock Shield® technology provides shock absorption for all-day comfort. An added layer of shock-reducing material in the heel diffuses the impact that occurs during heel strike, absorbs repeated ground impacts and minimizes fatigue felt by the body.

MORE COMFORT, LESS FATIGUE



U-TURN® ENTRY SYSTEM



Perfect-fitting pull-on boots are now an option for our consumer with wide feet or high arches. Thanks to our patented U-Turn® Entry System (U.S. PATENT NO. 9,282,781, 7,980,010 & 9,456,652), a hidden flexible gore panel in the back of the shaft provides just enough “give” to get feet past the turn with ease. Now feet of all sizes can enjoy pull-on boots without sacrificing on style.



Hidden elastic panel in shaft stretches, and foot slides in easily!



VENTTEK™



Innovative Ariat VentTEK™ technology enhances performance footwear with integrated mesh panels to enable air flow. Say hello to cool, comfortable, performance boots.

BREATHE EASY

Mesh panels for maximum air flow



Additional Technologies & Features

BOA®

BOA®

Dial in a fast, effortless, precision, fit with the micro-adjustable BOA® Fit System, designed to provide custom support and performance.

BANTAMWEIGHT™

BANTAMWEIGHT™

Bantamweight™ is an innovative performance sole from Ariat, made to deliver flexible, lightweight comfort with oil- and slip-resisting durability.

ECO

ECO

At Ariat, we value the land on which we work, live and play. Eco products contain 50% or more material by weight that are sustainably sourced to help protect our planet and four-legged friends.

GLACIER GRIP

GLACIER GRIP™



A new level of grip and performance, Glacier Grip is built for traction in snowy and icy conditions. Using a revolutionary technology that utilizes an unparalleled rubber traction compound that maintains adhesion in freezing temperatures, it allows you to move through the toughest outdoor conditions with cutting edge grip and speed.

FLX FOAM™

FLX FOAM™

FLX Foam™ midsole provides lightweight cushioning and long-lasting rebound. Designed with an EVA and rubber blend to decelerate compression.

USA ASSEMBLED



American ingenuity at work - Work boots designed & assembled in the USA, built with quality materials from around the world.

WATERPROOF PRO



When the weather's not cooperating, you want a boot you can trust to protect you from the elements. Ariat Waterproof Pro footwear has been designed with our top-of-the-line Ariat® waterproof construction, utilizing waterproof premium full-grain leathers and an impermeable barrier to deliver durable, long-lasting protection.

PARTNER TECHNOLOGIES AND FEATURES

3M™ THINSULATE™ INSULATION



For warm feet no matter the conditions, 3M™ Thinsulate™ Insulation for footwear is the ideal choice. It's pre-compressed to make shoes and boots less bulky while helping them retain heat in the great outdoors or on city streets.

SCOTCHGARD™



Fluid-repellent finishing helps keep you dry and stain free.

VIBRAM®



Vibram® is the world leader in high performance rubber soles. Each Vibram product utilizes the latest designs and optimal compounds for its specific use. Ariat Vibram® Work soles satisfy all ISO standards for safety and protective footwear, and provide a high level of performance in grip and durability.



Index

Sizing Reference

Marketing Reference

WESTERN WORK

WORK

Technology

Table of Contents

Cover

WORK

CATALYST™ VX WORK

Delivers heavy-duty performance with advanced stability technology

FEATURES

- Full-length internal shock-absorbing layer combines with midsole for incredible cushioning comfort
- Integrated shank stabilizes the foot, providing superior balance
- Goodyear welt construction for durability
- Oil- and slip-resisting Duratread™ outsole for maximum wear resistance, passes hot contact test at 300°C/572°F
- 90° heel



UNPARALLELED FIT AND COMFORT



BEST FOR

Harsh outdoor work environments;
oil and gas exploration

CATALYST™ VX WORK 8" MET GUARD H2O

SIZES	D: 7-12, 13, 14	UPPER	8"
	EE: 7-12, 13, 14	TOE	Round
PLATFORM	Catalyst™ VX Work	SLIP RESISTING	≥0.35



FEATURES Waterproof Pro construction • Premium full-grain leather • XRD® Internal Metatarsal Guard • Mesh lining • Medial side zip entry w/ front Velcro® fit adjustment system • Goodyear welt construction • Protective ExGuards™ on toe and heel • Shock-absorbing PU midsole • Oil- and slip-resisting Duratread™ outsole • 90° heel • Safety toe is ASTM F2413-18 M/I/C EH rated • ASTM F2413-18 Mt rated for metatarsal protection

STYLE#	10021706	CT
COLOR	Oily Distressed	
	Brown	
DETAILS	SSW	
AVAILABLE	At Once	
MSRP	\$324.95	
	2168503	



OVERDRIVE™

Delivers maximum side-to-side stability with additional wear protection

FEATURES

- Extra wide shank for maximum stability
- Reinforced ExGuards™ reduce wear on toe and heel
- Goodyear welt construction for durability
- Oil- and slip-resisting Duratread™ outsole for maximum wear resistance, passes hot contact test at 300°C/572°F
- 90° heel



MAXIMUM STABILITY AND PERFORMANCE



BEST FOR

Harsh outdoor work environments; oil and gas exploration

OVERDRIVE™ XTR PULL-ON H2O

SIZES	D: 7-12, 13, 14	UPPER	10"
	EE: 8-12, 13, 14	TOE	Round
PLATFORM	Overdrive™	SLIP RESISTING	≥0.35



FEATURES Waterproof Pro construction • Full-grain leather and abrasion-resistant 1,800 denier polyester • Pro Performance insole for cushioning support • Mesh lining • Goodyear welt construction • Protective ExGuards™ on toe, heel and side • Lightweight, shock-absorbing EVA midsole • Oil- and slip-resisting Duratread™ outsole • 90° heel • Safety toe is ASTM F2413-18 M/I/C EH rated

STYLE#	10012942	CT
COLOR	Brown Cordura®/Oily Distressed Brown	
DETAILS	SSW, Full Vamp	
AVAILABLE	At Once	
MSRP	\$229.95	
	2119503	



OVERDRIVE™ PULL-ON H2O

SIZES	D: 7-12, 13, 14	UPPER	10"
	EE: 8-12, 13, 14	TOE	Round
PLATFORM	Overdrive™	SLIP RESISTING	≥0.35



FEATURES Waterproof Pro construction • Full-grain leather • Pro Performance insole for cushioning support • Mesh lining • Goodyear welt construction • Protective ExGuards™ on toe, heel and side • Lightweight, shock-absorbing EVA midsole • Oil- and slip-resisting Duratread™ outsole • 90° heel • Safety toe is ASTM F2413-18 M/I/C EH rated

STYLE#	10010901	CT
COLOR	Dusted Brown	
DETAILS	SSW, Full Vamp	
AVAILABLE	At Once	
MSRP	\$229.95	
	2119503	



ENDEAVOR

Extended range stability with comfort and durable outdoor traction

FEATURES

- FLX Foam™ midsole for lightweight cushion and rebound
- Full-length shank for torsion stability with forefoot protection for reduction of foot fatigue
- Oil- and slip-resisting Duratread™ outsole for maximum wear resistance, passes hot contact test at 300°C/572°F
- Defined heel

HTS HYBRID STABILITY AND ACTIVE SUPPORT



BEST FOR

Rugged outdoor work environments and construction

ENDEAVOR

This high-performance platform delivers full-range stability with all-day cushioning, and durable outdoor traction. Impact reduction and long-lasting shock absorption combine to make this rock-solid boot a must for outdoor work and construction.



ENDEAVOR 6" H2O

SIZES	D: 7-12, 13, 14, 15	UPPER	6"
	EE: 7-12, 13, 14, 15	TOE	Round
PLATFORM	Endeavor	SLIP RESISTING	≥0.35



FEATURES Waterproof Pro construction • Full-grain leather • Energy Max anti-fatigue insole • Mesh lining • Lightly padded collar and tongue top • Anatomical last for true fit • Cement construction • Protective ExGuards™ on toe and heel • Lightweight, shock-absorbing FLX Foam™ midsole • Oil- and slip-resisting Duratread™ outsole • Outdoor traction lugs w/ debris-releasing tread • Defined heel • Safety toe is ASTM F2413-18 M/I/C EH rated • Soft toe is ASTM F2892-18 EH rated

STYLE#	10031659
COLOR	Chocolate Brown
AVAILABLE	At Once
MSRP	\$189.95
	295003

STYLE#	10031591
COLOR	Chocolate Brown
AVAILABLE	At Once
MSRP	\$199.95
	2100003



ENDEAVOR 8" H2O

SIZES	D: 7-12, 13, 14, 15	UPPER	8"
	EE: 7-12, 13, 14, 15	TOE	Round
PLATFORM	Endeavor	SLIP RESISTING	≥0.35



FEATURES Waterproof Pro construction • Full-grain leather • Energy Max anti-fatigue insole • Mesh lining • Lightly padded collar and tongue top • Anatomical last for true fit • Cement construction • Protective ExGuards™ on toe and heel • Lightweight, shock-absorbing FLX Foam™ midsole • Oil- and slip-resisting Duratread™ outsole • Outdoor traction lugs w/ debris-releasing tread • Defined heel • Safety toe is ASTM F2413-18 M/I/C EH rated

STYLE#	10038373
COLOR	Chocolate Brown
AVAILABLE	At Once
MSRP	\$209.95
	2105003



POWERLINE

Delivers durability and aggressive outdoor traction with a steel stability shank

FEATURES

- Tempered steel shank for stability
- Goodyear welt construction for durability
- Shock-absorbing inserts under heel and forefoot provide extra comfort
- Oil- and slip-resisting Vibram® TC4 outsole with exclusive Ariat debris-releasing tread design, passes hot contact test at 300°C/572°F
- 90° heel, logger height



BEST FOR

Loggers and rugged outdoor work environments

POWERLINE 8" H2O

SIZES	D: 7-12, 13, 14, 15	UPPER	8"
	EE: 8-12, 13, 14, 15	TOE	Round
PLATFORM	Powerline		



FEATURES Waterproof Pro construction • Full-grain leather • Pro Performance insole for cushioning support • Mesh lining • Lightly padded collar and tongue top • Removable kiltie • Goodyear welt construction • Leather welt • Protective ExGuard™ on heel • Shock-absorbing PU midsole inserts • Vibram® rubber outsole • Outdoor traction lugs w/ debris-releasing tread • 90° heel • Safety toe is ASTM F2413-18 M/I/C EH rated • Soft toe is ASTM F2892-18 EH rated

STYLE#	10018563
COLOR	Oily Distressed Brown
DETAILS	SSW
AVAILABLE	At Once
MSRP	\$249.95
	2131003



STYLE#	10018566	CT
MSRP	\$259.95	
	2136003	

POWERLINE 8" H2O 400G

SIZES	D: 7-12, 13, 14, 15	UPPER	8"
	EE: 8-12, 13, 14, 15	TOE	Round
PLATFORM	Powerline		



FEATURES Waterproof Pro construction • 400g Thinsulate™ Insulation • Full-grain leather • Pro Performance insole for cushioning support • Mesh lining • Lightly padded collar and tongue top • Removable kiltie • Goodyear welt construction • Leather welt • Protective ExGuard™ on heel • Shock-absorbing PU midsole inserts • Vibram® rubber outsole • Outdoor traction lugs w/ debris-releasing tread • 90° heel • Safety toe is ASTM F2413-18 M/I/C EH rated

STYLE#	10018567	CT
COLOR	Oily Distressed Brown	
DETAILS	SSW	
AVAILABLE	At Once	
MSRP	\$269.95	
	2141003	



POWERLINE H2O 400G

SIZES	D: 7-12, 13, 14, 15	UPPER	11"
	EE: 8-12, 13, 14, 15	TOE	Round
PLATFORM	Powerline		



FEATURES Waterproof Pro construction • 400g Thinsulate™ Insulation • Full-grain leather • Pro Performance insole for cushioning support • Mesh lining • Lightly padded mesh cushion collar • Goodyear welt construction • Leather welt • Protective ExGuard™ on heel • Shock-absorbing PU midsole inserts • Vibram® rubber outsole • Outdoor traction lugs w/ debris-releasing tread • 90° heel • Safety toe is ASTM F2413-18 M/I/C EH rated

STYLE#	10018569	
COLOR	Oily Distressed Brown	
DETAILS	SSW, Full Vamp	
AVAILABLE	At Once	
MSRP	\$279.95	
	2146003	



STUMP JUMPER™

Delivers aggressive outdoor traction and durable support for extreme outdoor work environments

ATS® ADVANCED STABILITY AND PERFORMANCE

FEATURES

- Protective ExGuards™ reduce wear on toe and heel
- Goodyear welt construction for durability
- Lightweight, composite forked shank for stability
- FLX Foam™ midsole for lightweight cushion and rebound
- Oil- and slip-resisting Duratread™ outsole for maximum wear resistance
- 90° heel



GLACIER GRIP™
(SELECT STYLES)

BEST FOR

Harsh outdoor work environments
or heavy-duty construction

STUMP JUMPER™

Tough boots for the toughest jobs, our Stump Jumper™ platform provides aggressive outdoor traction and durable support to match the demands of working outside in extreme environments.

Waterproof Pro construction with waterproof full-grain leather

Protective ExGuard™ for wear resistance

Energy Max anti-fatigue insole

Oil- and Slip-resisting Duratread™ outsole with snow and ice traction pods, available on select styles

90° heel

Lightly padded collar and tongue top

600g Thinsulate™, available on select styles

Puncture-resistant, metal-free SWEN-FLEX® insole board, available on select styles

Lightweight shock-absorbing FLX Foam™ midsole

Outdoor traction lugs with debris-releasing tread



STUMP JUMPER 6" H2O

SIZES	D: 7-12, 13, 14, 15	UPPER	6"
	EE: 7-12, 13, 14, 15	TOE	Round
PLATFORM	Stump Jumper	SLIP RESISTING	≥0.35



FEATURES Waterproof Pro construction • Premium full-grain leather • Energy Max anti-fatigue insole • Mesh lining • Lightly padded collar and tongue top • Goodyear welt construction • Protective ExGuards™ on toe and heel • Lightweight, shock-absorbing FLX Foam™ midsole • Oil- and slip-resisting Duratread™ outsole • Outdoor traction lugs w/ debris-releasing tread • 90° heel • Safety toe is ASTM F2413-18 M/I/C EH rated

STYLE#	10038299	CT
COLOR	Dark Hickory	
DETAILS	SSW	
AVAILABLE	At Once	
MSRP	\$199.95	
	2100003	



STUMP JUMPER 8" H2O 600G CSA® GLACIER GRIP™

SIZES	D: 7-12, 13, 14, 15	UPPER	8"
	EE: 7-12, 13, 14, 15	TOE	Round
PLATFORM	Stump Jumper		



FEATURES Waterproof Pro construction • 600g Thinsulate™ Insulation • Premium full-grain leather • Energy Max anti-fatigue insole • Puncture resistant, metal-free SWEN-FLEX® insole board • Lightly padded collar and tongue top • Goodyear welt construction • Protective ExGuards™ on toe and heel • Lightweight, shock-absorbing FLX Foam™ midsole • Slip-resisting Duratread™ outsole w/ snow and ice traction pods • Outdoor traction lugs w/ debris-releasing tread • 90° heel • Safety toe is ASTM F2413-18 M/I/C EH rated • ASTM F2413-18 PR rated for puncture resistant protection • Certified to CSA Standard Z195-14 w/ Grade 1 toe protection, protective sole protection and electric shock resistance (ESR) protection

STYLE#	10038283	CT
COLOR	Iron Coffee	
DETAILS	SSW	
AVAILABLE	Sep/Oct 2022	
MSRP	\$249.95	
	2125003	



STUMP JUMPER PULL-ON H2O

SIZES	D: 7-12, 13, 14, 15	UPPER	10"
	EE: 7-12, 13, 14, 15	TOE	Round
PLATFORM	Stump Jumper	SLIP RESISTING	≥0.35



FEATURES Waterproof Pro construction • Premium full-grain leather • Energy Max anti-fatigue insole • Mesh lining • Goodyear welt construction • Protective ExGuards™ on toe and heel • Lightweight, shock-absorbing FLX Foam™ midsole • Oil- and slip-resisting Duratread™ outsole • Outdoor traction lugs w/ debris-releasing tread • 90° heel • Safety toe is ASTM F2413-18 M/I/C EH rated

STYLE#	10038282	CT
COLOR	Iron Coffee	
DETAILS	SSW, Full Vamp	
AVAILABLE	At Once	
MSRP	\$209.95	
	2105003	



MASTERGRIP™

Delivers cushioning anatomical support for amazing comfort and multi-surface traction

ATS® ADVANCED STABILITY WITH SUPERIOR COMFORT

FEATURES

- 100% non-metallic construction
- Lightweight composite forked shank for stability
- Oil- and slip-resisting Duratread™ outsole for maximum wear resistance, passes hot contact test at 300°C/572°F
- Heel kick feature makes getting muddy boots off easy
- 90° heel



BEST FOR


Construction, factory or warehouse work

MASTERGRIP™ PULL-ON SD

SIZES	D: 7-12, 13, 14	UPPER	10"
	EE: 7-12, 13, 14	TOE	Round
PLATFORM	MasterGrip™	SLIP RESISTING	≥0.35



FEATURES Premium full-grain leather • Pro Performance insole for cushioning support • 100% non-metallic • Mesh lining • Padded collar at topline • Cement construction • Easy-off heel kick ledge • Lightweight, shock-absorbing EVA midsole • Oil- and slip-resisting Duratread™ outsole • 90° heel • Safety toe is ASTM F2413-18 M/I/C SD 35 rated

STYLE#	10020094 
COLOR	Oily Distressed
	Brown
DETAILS	Full Vamp
AVAILABLE	At Once
MSRP	\$189.95
	2102503



TELLURIDE WORK

Delivers cushioning and advanced stability with versatile traction

ATS ADVANCED STABILITY WITH SUPERIOR COMFORT

FEATURES

- Cushioning EVA midsole for shock absorption
- Lightweight composite forked shank for stability
- Oil- and slip-resisting Duratread™ outsole for maximum wear resistance, passes hot contact test at 300°C/572°F
- 90° heel



BEST FOR

Construction, factory, warehouse or farm and ranch work

WOMEN'S TELLURIDE WORK H20

SIZES	B: 5.5-10, 11, 12	UPPER	5"
	C: 6-9	TOE	Round
PLATFORM	Telluride Work	SLIP RESISTING	≥0.35



FEATURES Waterproof Pro construction • Full-grain leather • Pro Performance insole for cushioning support • 100% non-metallic • Mesh lining • Lightly padded collar and tongue top • Cement construction • Protective toe and heel cap • Lightweight, shock-absorbing EVA midsole • Oil- and slip-resisting Duratread™ outsole • 90° heel • Safety toe is ASTM F2413-18 F/I/C EH rated • Meets EN ISO 20345 SB level requirements for Safety Footwear combined w/ SRA Slip Resistance

STYLE#	10029481	
COLOR	Distressed Brown	
AVAILABLE	At Once	
MSRP	\$159.95	
	283503	



TURBO

Delivers cushioning support for all-day comfort on hard surfaces

AS ADVANCED STABILITY AND PERFORMANCE

FEATURES

- 100% non-metallic construction
- Lightweight composite forked shank for stability
- Direct attach construction for lightweight flexibility
- Oil- and slip-resisting dual-density outsole provides maximum cushioning with wear resistance, passes hot contact test at 150°C/302°F
- 90° heel



BEST FOR

Construction, factory, warehouse work; farm and ranch work

TURBO 6" H2O CARBON TOE

This high-performance work boot delivers incredible cushioning support for all-day comfort on hard surfaces. It's lightweight, flexible, and features Ariat Waterproof Pro construction for the ultimate protection from wet conditions.

100% non-metallic

Energy Max insole cradles the foot and dissipates pressure for superior comfort

Non-metallic carbon safety toe meets ASTM F2413-18 standards

Direct attach construction for lightweight flex



Waterproof Pro construction with waterproof full-grain leather

Oil- and slip-resisting dual density PU/TPU outsole provides maximum wear resistance with long-lasting cushion and rebound


90° heel

TURBO 6" USA ASSEMBLED H2O

SIZES D: 7-12, 13, 14 UPPER 6"
EE: 7-12, 13, 14 TOE Round
 PLATFORM Turbo



FEATURES Waterproof Pro construction • Premium full-grain leather • Energy Max anti-fatigue insole • 100% non-metallic • Mesh lining • Lightly padded collar and tongue top • Direct-attach construction • Shock-absorbing PU midsole • Oil- and slip-resisting, dual-density TPU outsole • 90° heel • Safety toe is ASTM F2413-18 M/I/C EH rated

STYLE# **10036739** 
 COLOR Rich Brown
 AVAILABLE At Once
 MSRP \$219.95
2115003




TURBO CHELSEA USA ASSEMBLED H2O

SIZES D: 7-12, 13, 14 UPPER 6"
EE: 7-12, 13, 14 TOE Round
 PLATFORM Turbo



FEATURES Waterproof Pro construction • Premium full-grain leather • Energy Max anti-fatigue insole • 100% non-metallic • Mesh lining • Direct-attach construction • Shock-absorbing PU midsole • Oil- and slip-resisting, dual-density TPU outsole • 90° heel • Safety toe is ASTM F2413-18 M/I/C EH rated

STYLE# **10036738** 
 COLOR Barley Brown
 DETAILS Full Vamp
 AVAILABLE At Once
 MSRP \$219.95
2115003




TURBO 8" USA ASSEMBLED H2O

SIZES D: 7-12, 13, 14 UPPER 8"
EE: 7-12, 13, 14 TOE Round
 PLATFORM Turbo



FEATURES Waterproof Pro construction • Premium full-grain leather • Energy Max anti-fatigue insole • 100% non-metallic • Mesh lining • Lightly padded collar and tongue top • Direct-attach construction • Shock-absorbing PU midsole • Oil- and slip-resisting, dual-density TPU outsole • 90° heel • Safety toe is ASTM F2413-18 M/I/C EH rated

STYLE# **10036737** 
 COLOR Rich Brown
 AVAILABLE At Once
 MSRP \$229.95
2120003




TURBO 6" H2O

SIZES D: 7-12, 13, 14 UPPER 6"
EE: 7-12, 13, 14 TOE Round
 PLATFORM Turbo



FEATURES Waterproof Pro construction • Premium full-grain leather • Energy Max anti-fatigue insole • 100% non-metallic • Mesh lining • Lightly padded collar and tongue top • Direct-attach construction • Shock-absorbing PU midsole • Oil- and slip-resisting, dual-density TPU outsole • 90° heel • Safety toe is ASTM F2413-18 M/I/C EH rate • Soft toe is ASTM F2892-18 EH rated

STYLE# **10032608**
 COLOR Aged Bark
 AVAILABLE At Once
 MSRP \$154.95
277503

STYLE# **10027335** 
 MSRP \$164.95
282503



TURBO 8" H2O

SIZES D: 7-12, 13, 14
EE: 7-12, 13, 14

UPPER 8"
TOE Round

PLATFORM Turbo



FEATURES Waterproof Pro construction • Premium full-grain leather • Energy Max anti-fatigue insole • 100% non-metallic • Mesh lining • Lightly padded collar and tongue top • Direct-attach construction • Shock-absorbing PU midsole • Oil- and slip-resisting, dual-density TPU outsole • 90° heel • Safety toe is ASTM F2413-18 M/I/C EH rated

STYLE# **10027326**
COLOR **Aged Bark**
AVAILABLE **At Once**
MSRP **\$184.95**
292503



TURBO PULL-ON MOC TOE H2O

SIZES D: 7-12, 13, 14
EE: 7-12, 13, 14

UPPER 11"
TOE Round

PLATFORM Turbo



FEATURES Waterproof Pro construction • Premium full-grain leather • Energy Max anti-fatigue insole • 100% non-metallic • Mesh lining • Full back zip w/gusset • Direct-attach construction • Moc toe • Shock-absorbing PU midsole • Oil- and slip-resisting, dual-density TPU outsole • 90° heel • Safety toe is ASTM F2413-18 M/I/C EH rated • Soft toe is ASTM F2892-18 EH rated

STYLE# **10040397**
COLOR **Mocha**
DETAILS **Full Vamp**
AVAILABLE **At Once**
MSRP **\$194.95**
297503



STYLE# **10040396**
MSRP **\$204.95**
2102503

TURBO PULL-ON H2O

SIZES D: 7-12, 13, 14
EE: 7-12, 13, 14

UPPER 10"
TOE Round

PLATFORM Turbo



FEATURES Waterproof Pro construction • Premium full-grain leather • Energy Max anti-fatigue insole • 100% non-metallic • Mesh lining • Padded collar at topline • Direct-attach construction • Shock-absorbing PU midsole • Oil- and slip-resisting, dual-density TPU outsole • 90° heel • Safety toe is ASTM F2413-18 M/I/C EH rated

STYLE# **10027328**
COLOR **Aged Bark**
DETAILS **Full Vamp**
AVAILABLE **At Once**
MSRP **\$194.95**
297503



TURBO CHELSEA H2O

SIZES D: 7-12, 13, 14
EE: 7-12, 13, 14

UPPER 6"
TOE Round

PLATFORM Turbo



FEATURES Waterproof Pro construction • Premium full-grain leather • Energy Max anti-fatigue insole • 100% non-metallic • Mesh lining • Direct-attach construction • Shock-absorbing PU midsole • Oil- and slip-resisting, dual-density TPU outsole • 90° heel • Safety toe is ASTM F2413-18 M/I/C EH rated • Soft toe is ASTM F2892-18 EH rated

STYLE# **10032609**
COLOR **Aged Bark**
DETAILS **Full Vamp**
AVAILABLE **At Once**
MSRP **\$154.95**
277503



STYLE# **10027331**
MSRP **\$164.95**
282503

STYLE# **10027330**
COLOR **Black**
DETAILS **Full Vamp**
AVAILABLE **At Once**
MSRP **\$164.95**
282503



TURBO 6" H2O CSA®

SIZES D: 7-12, 13, 14
EE: 7-12, 13, 14

UPPER 6"
TOE Round

PLATFORM Turbo



FEATURES Waterproof construction • Premium full-grain leather • Energy Max anti-fatigue insole • 100% non-metallic • Mesh lining • Lightly padded collar and tongue top • Direct-attach construction • Shock-absorbing PU midsole • Oil- and slip-resisting, dual-density TPU outsole • 90° heel • Safety toe is ASTM F2413-18 M/I/C EH rated • ASTM F2413-18 PR rated for puncture resistant protection • Certified to CSA Standard Z195-14 with Grade 1 toe, sole and electric shock resistance (ESR) protection

STYLE# **10029132**
COLOR **Aged Bark**
AVAILABLE **At Once**
MSRP **\$184.95**
292503



STYLE# **10029134**
COLOR **Black**
AVAILABLE **At Once**
MSRP **\$184.95**
292503



TURBO 8" H2O CSA®

SIZES D: 7-12, 13, 14
EE: 7-12, 13, 14

UPPER 8"
TOE Round

PLATFORM Turbo



FEATURES Waterproof Pro construction • Premium full-grain leather • Energy Max anti-fatigue insole • 100% non-metallic • Puncture resistant, metal-free SWEN-FLEX® insole board • Mesh lining • Lightly padded collar and tongue top • Direct-attach construction • Shock-absorbing PU midsole • Oil- and slip-resisting, dual-density TPU outsole • 90° heel • Safety toe is ASTM F2413-18 M/I/C EH rated • ASTM F2413-18 PR rated for puncture resistant protection • Certified to CSA Standard Z195-14 w/ Grade 1 toe protection, protective sole protection and electric shock resistance (ESR) protection

STYLE# **10029136**
COLOR **Aged Bark**
AVAILABLE **At Once**
MSRP **\$194.95**
297503



TURBO OUTLAW 6" H2O

SIZES D: 7-12, 13, 14
EE: 7-12, 13, 14

UPPER 6"
TOE Round

PLATFORM Turbo



FEATURES Waterproof Pro construction • Premium full-grain leather • Energy Max anti-fatigue insole • 100% non-metallic • Mesh lining • Lightly padded collar and tongue top • Direct-attach construction • Protective ExGuards™ on toe and heel • Shock-absorbing PU midsole • Oil- and slip-resisting, dual-density TPU outsole • 90° heel • Safety toe is ASTM F2413-18 M/I/C EH rated • Soft toe is ASTM F2892-18 EH rated

STYLE# **10033985**
COLOR **Barley Brown**
AVAILABLE **At Once**
MSRP **\$184.95**
292503



STYLE# **10033996**
MSRP **\$194.95**
297503

TURBO OUTLAW 8" H2O 400G CSA®

SIZES D: 7-12, 13, 14
EE: 7-12, 13, 14

UPPER 8"
TOE Round

PLATFORM Turbo



FEATURES Waterproof Pro construction • 400g Thinsulate™ Insulation • Premium full-grain leather • Energy Max anti-fatigue insole • 100% non-metallic • Mesh lining • Lightly padded collar and tongue top • Direct-attach construction • Protective ExGuards™ on toe and heel • Shock-absorbing PU midsole • Oil- and slip-resisting, dual-density TPU outsole • 90° heel • Safety toe is ASTM F2413-18 M/I/C EH rated • ASTM F2413-18 PR rated for puncture resistant protection • Certified to CSA Standard Z195-14 w/ Grade 1 toe, sole and electric shock resistance (ESR) protection

STYLE# **10033997**
COLOR **Barley Brown**
AVAILABLE **At Once**
MSRP **\$214.95**
2107503



TURBO OUTLAW 8" METGUARD H2O CSA®

NEW STYLE


SIZES **D: 7-12, 13, 14**
EE: 7-12, 13, 14

UPPER **8"**
 TOE **Round**

PLATFORM **Turbo**



FEATURES Waterproof Pro construction • Premium full-grain leather • Energy Max anti-fatigue insole • 100% non-metallic • XRD® Internal Metatarsal Guard • Puncture resistant, metal-free SWEN-FLEX® insole board • Direct-attach construction • Protective ExGuards™ on toe and heel • Shock-absorbing PU midsole • Oil- and slip-resisting, dual-density TPU outsole • 90° heel • Safety toe is ASTM F2413-18 M/I/C EH rated • ASTM F2413-18 Mt rated for metatarsal protection • ASTM F2413-18 PR rated for puncture resistant protection • Certified to CSA Standard Z195-14 w/ Grade 1 toe protection, protective sole protection and electric shock resistance (ESR) protection

STYLE# **10033998** 
 COLOR **Barley Brown**
 AVAILABLE **Apr/May 2023**
 MSRP **\$214.95**
2112503



REBAR® FLEX

Delivers flexible, lightweight comfort with anatomical support

FEATURES

- 100% non-metallic construction
- Cushioning EVA midsole for shock absorption
- Lightweight stabilizing shank
- Oil- and slip-resisting Duratread™ outsole for maximum wear resistance, passes hot contact test at 300°C/572°F
- Defined heel

4LR™ EVERYDAY COMFORT AND STABILITY



BEST FOR

Construction trades or work that requires repetitive kneeling and bending

REBAR FLEX 6"

SIZES	D: 7-12, 13, 14
	EE: 7-12, 13, 14
PLATFORM	Rebar Flex

UPPER	6"
TOE	Round
SLIP RESISTING	≥0.35



FEATURES Leather and mesh – leather in key protection and support areas, combined w/ mesh panels • All Day Cushioning insole • 100% non-metallic • Mesh lining • Lightly padded collar and tongue top • Anatomical last for true fit • Overlasted construction • EVA midsole w/ ESS in heel • Oil- and slip-resisting Duratread™ outsole • Outdoor traction lugs w/ debris-releasing tread • Defined heel • Safety toe is ASTM F2413-18 M/I/C EH rated

STYLE#	10021495	CT
COLOR	Chocolate Brown	
AVAILABLE	At Once	
MSRP	\$149.95	
	278003	



REBAR® WEDGE

Delivers all-day cushioning comfort with incredible stability

FEATURES

- Lightweight stabilizing shank
- Innovative flexible Goodyear welt construction
- Blown rubber sole provides cushioning durability
- Oil- and slip-resisting outsole, passes hot contact test at 150°C/302°F
- Flat bottom, wedge sole is not ladder-friendly

4LR™ EVERYDAY COMFORT AND STABILITY



BEST FOR

Concrete and masonry, agricultural and landscaping work

REBAR WEDGE 6" MOC TOE H2O

SIZES	D: 6-12, 13, 14	UPPER	6"
	EE: 6-12, 13, 14	TOE	Round
PLATFORM	Rebar Wedge		



FEATURES Waterproof Pro construction • Premium full-grain leather • All Day Cushioning insole • Mesh lining • Resoleable Goodyear welt construction • Moc toe • Oil- and slip-resisting blown rubber outsole • Flat bottom, wedge sole • Safety toe is ASTM F2413-18 M/I/C EH rated • Soft toe is ASTM F2892-18 EH rated

STYLE#	10044539	
COLOR	Aged Honey	
DETAILS	SSW	
AVAILABLE	Apr/May 2023	
MSRP	\$179.95	
	290003	

STYLE#	10044540	
AVAILABLE	Mar/Apr 2023	
MSRP	\$189.95	
	295003	

STYLE#	10035916	
COLOR	Rusted Copper	
DETAILS	SSW	
AVAILABLE	At Once	
MSRP	\$179.95	
	290003	

STYLE#	10035917	
MSRP	\$189.95	
	295003	

REBAR WEDGE 6" H2O

SIZES	D: 7-12, 13, 14	UPPER	6"
	EE: 7-12, 13, 14	TOE	Round
PLATFORM	Rebar Wedge		



FEATURES Waterproof Pro construction • Premium full-grain leather • All Day Cushioning insole • Mesh lining • Resoleable Goodyear welt construction • Oil- and slip-resisting blown rubber outsole • Flat bottom, wedge sole • Safety toe is ASTM F2413-18 M/I/C EH rated • Soft toe is ASTM F2892-18 EH rated

STYLE#	10035946
COLOR	Rusted Copper
DETAILS	SSW
AVAILABLE	At Once
MSRP	\$169.95
	285003

STYLE#	10035945	
MSRP	\$179.95	
	290003	



REBAR WEDGE ORGULLO MEXICANO H20

SIZES D: 6-12, 13, 14
 EE: 6-12, 13, 14
 PLATFORM Rebar Wedge

UPPER 10"
 TOE Round



FEATURES Waterproof Pro construction • Premium full-grain leather • All Day Cushioning insole • Mesh lining • Resoleable Goodyear welt construction • Oil- and slip-resisting blown rubber outsole • Flat bottom, wedge sole • Soft toe is ASTM F2892-18 EH rated

STYLE# **10042497**
 COLOR Aged Honey
 DETAILS SSW, Full Vamp
 AVAILABLE Aug/Sep 2022
 MSRP \$184.95
 292503



REBAR WEDGE PULL-ON

SIZES D: 6-12, 13, 14
 EE: 6-12, 13, 14
 PLATFORM Rebar Wedge

UPPER 10"
 TOE Round



FEATURES Premium full-grain leather • All Day Cushioning insole • Unlined • Resoleable Goodyear welt construction • Oil- and slip-resisting blown rubber outsole • Flat bottom, wedge sole • Safety toe is ASTM F2413-18 M/I/C EH rated

STYLE# **10023099**
 COLOR Golden Grizzly
 DETAILS SSW, Full Vamp
 AVAILABLE At Once
 MSRP \$179.95
 290003



REBAR WEDGE PULL-ON H20

SIZES D: 6-12, 13, 14
 EE: 6-12, 13, 14
 PLATFORM Rebar Wedge

UPPER 10"
 TOE Round



FEATURES Waterproof Pro construction • Premium full-grain leather • All Day Cushioning insole • Mesh lining • Resoleable Goodyear welt construction • Oil- and slip-resisting blown rubber outsole • Flat bottom, wedge sole • Safety toe is ASTM F2413-18 M/I/C EH rated

STYLE# **10042862**
 COLOR Aged Honey
 DETAILS SSW, Full Vamp
 AVAILABLE Nov/Dec 2022
 MSRP \$189.95
 295003



WOMEN'S REBAR WEDGE MOC TOE H20

SIZES B: 6-11
 C: 6-11
 PLATFORM Rebar Wedge

UPPER 5"
 TOE Round



FEATURES Waterproof Pro construction • Premium full-grain leather • All Day Cushioning insole • Mesh lining • Resoleable Goodyear welt construction • Moc toe • Oil- and slip-resisting blown rubber outsole • Flat bottom, wedge sole • Safety toe is ASTM F2413-18 F/I/C EH rated • Soft toe is ASTM F2892-18 EH rated

STYLE# **10035770**
 COLOR Steel Grey
 DETAILS SSW
 AVAILABLE At Once
 MSRP \$159.95
 280003

EXTRA SIZES B: 5.5

STYLE# **10043240**
 AVAILABLE May/June 2023
 MSRP \$169.95
 285003

EXTRA SIZES B: 5.5

NEW OPTION



STYLE# **10038336**
 COLOR Aged Honey
 DETAILS SSW
 AVAILABLE At Once
 MSRP \$159.95
 280003

STYLE# **10038335**
 MSRP \$169.95
 285003



WOMEN'S REBAR WEDGE CHELSEA H2O

SIZES	B: 5.5-11	UPPER	5"
PLATFORM	Rebar Wedge	TOE	Round



FEATURES Waterproof Pro construction • Premium full-grain leather • All Day Cushioning insole • Mesh lining • Resoleable Goodyear welt construction • Oil- and slip-resisting blown rubber outsole • Flat bottom, wedge sole • Safety toe is ASTM F2413-18 F/I/C EH rated • Soft toe is ASTM F2892-18 EH rated

STYLE#	10042482
COLOR	Steel Grey
DETAILS	SSW, Full Vamp
AVAILABLE	Jan/Feb 2023
MSRP	\$159.95
	280003



STYLE#	10042563	
AVAILABLE	Jan/Feb 2023	
MSRP	\$169.95	
	285003	

STYLE#	10042481
COLOR	Aged Honey
DETAILS	SSW, Full Vamp
AVAILABLE	Sep/Oct 2022
MSRP	\$159.95
	280003



STYLE#	10042564	
AVAILABLE	Oct/Nov 2022	
MSRP	\$169.95	
	285003	

Cover

Table of Contents

Technology

WORK

WESTERN WORK

Marketing Reference

Sizing Reference

Index

GROUNDBREAKER

Delivers versatile traction and comfort

FEATURES

- Lightweight stabilizing shank
- Oil- and slip-resisting Duratread™ outsole for maximum wear resistance, passes hot contact test at 300°C/572°F
- 90° heel

4LR™ EVERYDAY COMFORT AND STABILITY



BEST FOR

Construction, factory or warehouse work;
farm and ranch work

GROUNDBREAKER 6"

SIZES	D: 7-12, 13, 14
	EE: 7-12, 13, 14
PLATFORM	Groundbreaker

UPPER	6"
TOE	Round
SLIP RESISTING	≥0.35



FEATURES Full-grain leather • All Day Cushioning insole • Mesh lining • Lightly padded collar and tongue top • Cement construction • Oil- and slip-resisting Duratread™ outsole • 90° heel • Soft toe is ASTM F2892-18 EH rated

STYLE#	10016256
COLOR	Brown
DETAILS	SSW
AVAILABLE	At Once
MSRP	\$139.95
	275003



GROUNDBREAKER CHELSEA H2O

SIZES	D: 7-12, 13, 14
	EE: 7-12, 13, 14
PLATFORM	Groundbreaker

UPPER	6"
TOE	Round
SLIP RESISTING	≥0.35



FEATURES Waterproof Pro construction • Full-grain leather • All Day Cushioning insole • Mesh lining • Easy pull-on twin gore style • Reflective piping on heel • Cement construction • Oil- and slip-resisting Duratread™ outsole • 90° heel • Safety toe is ASTM F2413-18 M/I/C EH rated

STYLE#	10024983	ST
COLOR	Dark Brown	
DETAILS	SSW, Full Vamp	
AVAILABLE	At Once	
MSRP	\$169.95	
	285003	



GROUNDBREAKER PULL-ON

SIZES **D: 7-12, 13, 14**
EE: 7-12, 13, 14
 PLATFORM **Groundbreaker**

UPPER **10"**
 TOE **Round**
 SLIP RESISTING **≥0.35**



FEATURES Full-grain leather and suede upper • All Day Cushioning insole • Mesh lining • Two-row stitch pattern • Cement construction • Oil- and slip-resisting Duratread™ outsole • 90° heel • Safety toe is ASTM F2413-18 M/I/C EH rated • Soft toe is ASTM F2892-18 EH rated

STYLE# **10014238**
 COLOR **Brown**
 DETAILS **SSW, Full Vamp**
 AVAILABLE **At Once**
 MSRP **\$149.95**
278003

STYLE# **10014241** **ST**
 MSRP **\$159.95**
283003



EDGE LTE

Delivers lightweight, flexible all-day comfort

FEATURES

- 100% non-metallic construction
- Lightweight stabilizing shank
- Flexible and lightweight Bantamweight sole provides cushioning comfort
- Oil- and slip-resisting outsole passes hot contact test at 150°C/302°F
- Defined heel

4LR™ EVERYDAY COMFORT AND STABILITY



BEST FOR

Mixed use office and factory/warehouse work

EDGE LTE CHUKKA METGUARD

SIZES	D: 7-12, 13, 14	UPPER	6"
	EE: 7-12, 13, 14	TOE	Round
PLATFORM	Edge LTE	SLIP RESISTING	≥0.35



BANTAM WEIGHT

FEATURES Full-grain leather • All Day Cushioning insole • 100% non-metallic • XRD® Internal Metatarsal Guard • Mesh lining • Suede collar and tongue • Cement construction • Moc toe • Lightweight, oil- and slip-resisting Bantamweight™ outsole • Defined heel • Safety toe is ASTM F2413-18 M/I/C EH rated • ASTM F2413-18 Mt rated for metatarsal protection

STYLE#	10034149	ⓈCT
COLOR	Dark Brown	
AVAILABLE	At Once	
MSRP	\$184.95	
	293503	



EDGE LTE CHUKKA H2O

SIZES	D: 7-12, 13, 14	UPPER	6"
	EE: 7-12, 13, 14	TOE	Round
PLATFORM	Edge LTE	SLIP RESISTING	≥0.35



BANTAM WEIGHT

FEATURES Waterproof Pro construction • Full-grain leather • All Day Cushioning insole • 100% non-metallic • Mesh lining • Suede collar and tongue • Cement construction • Moc toe • Lightweight, oil- and slip-resisting Bantamweight™ outsole • Defined heel • Safety toe is ASTM F2413-18 M/I/C EH rated

STYLE#	10024953	ⓈCT
COLOR	Dark Brown	
AVAILABLE	At Once	
MSRP	\$169.95	
	288503	



EDGE LTE CHUKKA

SIZES	D: 7-12, 13, 14	UPPER	6"
	EE: 7-12, 13, 14	TOE	Round
PLATFORM	Edge LTE	SLIP RESISTING	≥0.35



FEATURES Full-grain leather • All Day Cushioning insole • 100% non-metallic • Mesh lining • Suede collar and tongue • Cement construction • Moc toe • Lightweight, oil- and slip-resisting Bantamweight™ outsole • Defined heel • Safety toe is ASTM F2413-18 M/I/C EH rated

STYLE#	10024951	CT
COLOR	Dark Brown	
AVAILABLE	At Once	
MSRP	\$149.95	
	278503	



EDGE LTE MOC

SIZES	D: 7-12, 13, 14	UPPER	4"
	EE: 7-12, 13, 14	TOE	Round
PLATFORM	Edge LTE	SLIP RESISTING	≥0.35



FEATURES Full-grain leather • All Day Cushioning insole • 100% non-metallic • Mesh lining • Suede collar and tongue • Cement construction • Moc toe • Lightweight, oil- and slip-resisting Bantamweight™ outsole • Defined heel • Safety toe is ASTM F2413-18 M/I/C EH rated

STYLE#	10024954	CT
COLOR	Dark Brown	
AVAILABLE	At Once	
MSRP	\$134.95	
	274003	



EDGE LTE MOC H2O

SIZES	D: 7-12, 13, 14	UPPER	4.5"
	EE: 7-12, 13, 14	TOE	Round
PLATFORM	Edge LTE	SLIP RESISTING	≥0.35



FEATURES Waterproof Pro construction • Full-grain leather • All Day Cushioning insole • 100% non-metallic • Mesh lining • Suede collar and tongue • Cement construction • Moc toe • Lightweight, oil- and slip-resisting Bantamweight™ outsole • Defined heel • Safety toe is ASTM F2413-18 M/I/C EH rated

STYLE#	10024956	CT
COLOR	Dark Brown	
AVAILABLE	At Once	
MSRP	\$159.95	
	284503	



EDGE LTE MOC

NEW STYLE

SIZES	D: 7-12, 13, 14	UPPER	4"
	EE: 7-12, 13, 14	TOE	Round
PLATFORM	Edge LTE	SLIP RESISTING	≥0.35



FEATURES Full-grain leather • All Day Cushioning insole • 100% non-metallic • 50% recycled polyester lining • Suede collar and tongue • Cement construction • Moc toe • Lightweight, oil- and slip-resisting Bantamweight™ outsole • Defined heel • Safety toe is ASTM F2413-18 M/I/C EH rated

STYLE#	10044578	CT
COLOR	Brown/Brown Croco Print	
AVAILABLE	May/June 2023	
MSRP	\$144.95	
	276503	



EDGE LTE CHUKKA SD

SIZES	D: 7-12, 13, 14	UPPER	6"
	EE: 7-12, 13, 14	TOE	Round
PLATFORM	Edge LTE	SLIP RESISTING	≥0.35



FEATURES Full-grain leather • All Day Cushioning insole • 100% non-metallic • Mesh lining • Suede collar and tongue • Cement construction • Moc toe • Lightweight, oil- and slip-resisting Bantamweight™ outsole • Defined heel • Safety toe is ASTM F2413-18 M/I/C SD 35 rated

STYLE#	10038398	CT
COLOR	Dark Brown	
AVAILABLE	At Once	
MSRP	\$164.95	
	283503	



WOMEN'S EDGE LTE MOC

SIZES	B: 5.5-11	UPPER	4.5"
	C: 6-11	TOE	Round
PLATFORM	Edge LTE	SLIP RESISTING	≥0.35



FEATURES Full-grain leather • All Day Cushioning insole • 100% non-metallic • Mesh lining • Suede collar and tongue • Cement construction • Moc toe • Lightweight, oil- and slip-resisting Bantamweight™ outsole • Defined heel • Safety toe is ASTM F2413-18 F/I/C EH rated

STYLE#	10035978	CT
COLOR	Dark Brown	
AVAILABLE	At Once	
MSRP	\$134.95	
	274003	



STYLE#	10042485	CT
COLOR	Desert Brown/ Cheetah	
AVAILABLE	Nov/Dec 2022	
MSRP	\$144.95	
	276503	



EDGE LTE SLIP-ON SD

SIZES	D: 7-12, 13, 14	UPPER	3"
	EE: 7-12, 13, 14	TOE	Round
PLATFORM	Edge LTE	SLIP RESISTING	≥0.35



FEATURES Full-grain leather • All Day Cushioning insole • 100% non-metallic • Mesh lining • Easy slip-on style • Padded collar at topline • Cement construction • Moc toe • Lightweight, oil- and slip-resisting Bantamweight™ outsole • Defined heel • Safety toe is ASTM F2413-18 M/I/C SD 35 rated

STYLE#	10029530	CT
COLOR	Dark Brown	
AVAILABLE	At Once	
MSRP	\$154.95	
	278503	



TRACEY

Delivers real performance for women with durable, multi-surface traction

4LR™ EVERYDAY COMFORT AND STABILITY

FEATURES

- Lightweight stabilizing shank
- Indoor/outdoor Grip Strip™ sole tread design
- Oil- and slip-resisting Duratread™ outsole for maximum wear resistance, passes hot contact test at 300°C/572°F
- 90° heel



BEST FOR

Construction and warehouse work;
farm and ranch work

WOMEN'S MACEY™

SIZES **B: 6.5-10, 11**
PLATFORM **Tracey**


UPPER **5"**
TOE **Roper**
SLIP RESISTING **≥0.35**



FEATURES Premium full-grain leather • All Day Cushioning insole • Mesh lining • Lightly padded collar and tongue top • Generous last • Cement construction • Oil- and slip-resisting Duratread™ outsole • 90° heel • Safety toe is ASTM F2413-18 F/I/C EH rated • Soft toe is ASTM F2892-18 EH rated

STYLE# **10005947**
COLOR **Dark Peanut**
DETAILS **SSW**
AVAILABLE **At Once**
MSRP **\$139.95**
270003
EXTRA SIZES B: 6, 12



STYLE# **10005949** 
MSRP **\$149.95**
275003


WOMEN'S CASEY 6"™

SIZES **B: 5.5-11, 12**
C: 6-11
PLATFORM **Tracey**

UPPER **6"**
TOE **Roper**
SLIP RESISTING **≥0.35**



FEATURES Premium full-grain leather • All Day Cushioning insole • Mesh lining • Lightly padded collar and tongue top • Generous last • Cement construction • Oil- and slip-resisting Duratread™ outsole • 90° heel • Safety toe is ASTM F2413-18 F/I/C EH rated

STYLE# **10033921** 
COLOR **Shadow**
DETAILS **SSW**
AVAILABLE **At Once**
MSRP **\$154.95**
278003



TREADFAST

Delivers comfort and multi-surface traction and is a great choice for your all-purpose work boot

4LR™ EVERYDAY COMFORT AND STABILITY

FEATURES

- Lightweight stabilizing shank
- Oil- and slip-resisting Duratread™ outsole for maximum wear resistance, passes hot contact test at 300°C/572°F
- 90° heel



BEST FOR

Construction, factory, warehouse or farm and ranch work

TREADFAST 6" H2O

SIZES	D: 6-12, 13, 14, 15
	EE: 6-12, 13, 14, 15
PLATFORM	Treadfast

UPPER	6"
TOE	Round
SLIP RESISTING	≥0.35



FEATURES Waterproof Pro construction • Full-grain leather • All Day Cushioning insole • Mesh lining • Lightly padded collar and tongue top • Cement construction • Protective ExGuards™ on toe and heel • Oil- and slip-resisting Duratread™ outsole • 90° heel • Safety toe is ASTM F2413-18 M/I/C EH rated • Soft toe is ASTM F2892-18 EH rated

STYLE#	10040266
COLOR	Dark Brown
AVAILABLE	At Once
MSRP	\$114.95
	261003

STYLE#	10034673	ST
MSRP	\$124.95	
	266003	



TREADFAST 6"

SIZES	D: 6-12, 13, 14, 15
	EE: 6-12, 13, 14, 15
PLATFORM	Treadfast

UPPER	6"
TOE	Round
SLIP RESISTING	≥0.35



FEATURES Full-grain leather • All Day Cushioning insole • Mesh lining • Lightly padded collar and tongue top • Cement construction • Protective ExGuards™ on toe and heel • Oil- and slip-resisting Duratread™ outsole • 90° heel • Safety toe is ASTM F2413-18 M/I/C EH rated • Soft toe is ASTM F2892-18 EH rated

STYLE#	10034672
COLOR	Distressed Brown
AVAILABLE	At Once
MSRP	\$104.95
	256003

STYLE#	10034671	ST
MSRP	\$114.95	
	261003	



TREADFAST 8" H2O

NEW STYLE

SIZES D: 6-12, 13, 14, 15
 EE: 6-12, 13, 14, 15

UPPER 8"
 TOE Round
 SLIP RESISTING ≥0.35

PLATFORM Treadfast



FEATURES Waterproof Pro construction • Full-grain leather • All Day Cushioning insole • 50% Recycled Polyester Lining • Lightly padded collar and tongue top • Cement construction • Protective ExGuards™ on toe and heel • Oil- and slip-resisting Duratread™ outsole • 90° heel • Safety toe is ASTM F2413-18 M/I/C EH rated • Soft toe is ASTM F2892-18 EH rated

STYLE# 10042484
 COLOR Dark Brown
 AVAILABLE Mar/Apr 2023
 MSRP \$129.95
 271003

STYLE# 10042496 ST
 AVAILABLE Feb/Mar 2023
 MSRP \$139.95
 276003



WOMEN'S TREADFAST 6" H2O

SIZES B: 5.5-11, 12
 C: 6-11

UPPER 6"
 TOE Round
 SLIP RESISTING ≥0.35

PLATFORM Treadfast



FEATURES Waterproof Pro construction • Full-grain leather • All Day Cushioning insole • Mesh lining • Lightly padded collar and tongue top • Cement construction • Protective ExGuards™ on toe and heel • Oil- and slip-resisting Duratread™ outsole • 90° heel • Safety toe is ASTM F2413-18 F/I/C EH rated • Soft toe is ASTM F2892-18 EH rated • Meets EN ISO 20345 requirements for Heat Resistant sole • Meets EN ISO 20345 SB level requirements for Safety Footwear combined w/ SRA Slip Resistance

STYLE# 10040404
 COLOR Dark Brown
 AVAILABLE At Once
 MSRP \$114.95
 261003

STYLE# 10040405 ST
 MSRP \$124.95
 266003



CASUAL WORK

Delivers comfort casual shoe style with static dissipating safety toe protection

4LR™ EVERYDAY COMFORT AND STABILITY

FEATURES

- Static dissipating, SD 35 rated
- 100% non-metallic construction
- Cushioning EVA midsole for shock absorption
- Lightweight stabilizing shank
- Oil- and slip-resisting Duratread™ outsole for maximum wear resistance, passes hot contact test at 300°C/572°F
- 90° heel



BEST FOR

Indoor electronics, explosives or chemicals manufacturing

WOMEN'S CASUAL WORK MID LACE SD

SIZES	B: 5.5-11	UPPER	5"
	C: 6-11	TOE	Round
PLATFORM	Casual Work	SLIP RESISTING	≥0.35



FEATURES Full-grain leather • All Day Cushioning insole • 100% non-metallic • Mesh lining • Lightly padded mesh cushion collar • Cement construction • Lightweight, shock-absorbing EVA midsole • Oil- and slip-resisting Duratread™ outsole • 90° heel • Safety toe is ASTM F2413-18 F/IC SD 35 rated

STYLE#	10020097	CT
COLOR	Nutty Brown	
DETAILS	SSW	
AVAILABLE	At Once	
MSRP	\$144.95	
	276003	



EXPERT SAFETY CLOG

Delivers comfort clog style with static dissipating safety toe protection

ATS ADVANCED STABILITY WITH SUPERIOR COMFORT

FEATURES

- Static dissipating, SD 35 rated
- 100% non-metallic construction
- Lightweight composite forked shank for stability
- Oil- and slip-resisting Duratread™ outsole for maximum wear resistance, passes hot contact test at 300°C/572°F
- Defined heel



BEST FOR

Indoor electronics, explosives or chemicals manufacturing

WOMEN'S EXPERT SAFETY CLOG SD

SIZES	B: 5.5-10, 11	UPPER	2"
	C: 6-9	TOE	Round
PLATFORM	Expert Safety Clog	SLIP RESISTING	≥0.35



FEATURES Premium full-grain leather • Non-removable comfort insole • 100% non-metallic • Padded collar at topline • Cement construction • Shock-absorbing PU midsole • Oil- and slip-resisting Duratread™ outsole • Defined heel • Safety toe is ASTM F2413-18 F/I/C SD 35 rated

STYLE#	10011976	ⓈCT
COLOR	Black	
AVAILABLE	At Once	
MSRP	\$139.95	
	273003	



OUTPACE

Delivers amazing all-day cushioning and support

FEATURES

- 100% non-metallic construction
- FLX Foam™ midsole for lightweight cushion and rebound
- Lightweight stabilizing shank
- Oil- and slip-resisting Duratread™ outsole for maximum wear resistance, passes hot contact test at 300°C/572°
- Flat bottom, no defined heel

4LR™ EVERYDAY COMFORT AND STABILITY



BEST FOR

Best for indoor factory or warehouse work

OUTPACE

Built to outpace the competition. Outpace redefines comfort, combining athletic styling with long-lasting cushioning and performance safety features. Best for indoor work environments and long hours standing on cement floors.

Select styles feature technically engineered ripstop with interwoven reinforcement for durability and flexible comfort

Safety toe is ASTM F2413-18 rated

TPU overlay for durability and abrasion-resistance

100% non-metallic construction

Lightweight shock-absorbing FLX Foam™ midsole

Oil- and slip-resisting Duratread™ outsole

All Day Cushioning insole

Lightly padded collar and tongue top

Mesh lining with 50% recycled content



OUTPACE

SIZES D: 7-12, 13, 14
 EE: 7-12, 13, 14
 PLATFORM Outpace

UPPER 4"
 TOE Round
 SLIP RESISTING >0.35



FEATURES Technically engineered ripstop upper • Durable, abrasion resistant TPU overlays • All Day Cushioning insole • 100% non-metallic • 50% recycled polyester lining • Lightly padded collar and tongue top • Cement construction • Lightweight, shock-absorbing FLX Foam™ midsole • Oil- and slip-resisting Duratread™ outsole • Flat bottom no defined heel • Safety toe is ASTM F2413-18 M/I/C EH rated

STYLE# **10040283**
 COLOR Black
 AVAILABLE Oct/Nov 2022
 MSRP \$119.95
 261003
EXTRA SIZES D: 15
 EE: 15



STYLE# **10040282**
 COLOR Gunmetal
 AVAILABLE Oct/Nov 2022
 MSRP \$119.95
 261003



OUTPACE SD

SIZES D: 7-12, 13, 14
 EE: 7-12, 13, 14
 PLATFORM Outpace

UPPER 4"
 TOE Round
 SLIP RESISTING >0.35



FEATURES Rugged knitted upper is breathable and flexible • Durable, abrasion resistant TPU overlays • All Day Cushioning insole • 100% non-metallic • 50% recycled polyester lining • Lightly padded collar and tongue top • Cement construction • Lightweight, shock-absorbing FLX Foam™ midsole • Oil- and slip-resisting Duratread™ outsole • Flat bottom no defined heel • Safety toe is ASTM F2413-18 M/I/C SD 35 rated

STYLE# **10040319**
 COLOR Charcoal/Blazing Yellow
 AVAILABLE Nov/Dec 2022
 MSRP \$124.95
 266003



WOMEN'S OUTPACE

SIZES B: 5.5-11
 PLATFORM Outpace

UPPER 4"
 TOE Round
 SLIP RESISTING >0.35



FEATURES Technically engineered ripstop upper • Durable, abrasion resistant TPU overlays • All Day Cushioning insole • 100% non-metallic • 50% recycled polyester lining • Lightly padded collar and tongue top • Cement construction • Lightweight, shock-absorbing FLX Foam™ midsole • Oil- and slip-resisting Duratread™ outsole • Flat bottom no defined heel • Safety toe is ASTM F2413-18 F/I/C EH rated

STYLE# **10040324**
 COLOR Black/Charcoal
 AVAILABLE Oct/Nov 2022
 MSRP \$119.95
 261003
EXTRA SIZES C: 6-10



STYLE# **10040323**
 COLOR Black/Shadow Purple
 AVAILABLE Oct/Nov 2022
 MSRP \$119.95
 261003



STYLE# **10040322**
 COLOR Willow
 AVAILABLE Oct/Nov 2022
 MSRP \$119.95
 261003



WOMEN'S OUTPACE SD

NEW STYLE

SIZES B: 5.5-11, 12
 C: 6-11
 PLATFORM Outpace

UPPER 4"
 TOE Round
 SLIP RESISTING >0.35



FEATURES Eco-friendly, 100% recycled polyester mesh upper • Durable, abrasion resistant TPU overlays • All Day Cushioning insole • 100% non-metallic • 50% recycled polyester lining • Lightly padded collar and tongue top • Cement construction • Lightweight, shock-absorbing FLX Foam™ midsole • Oil- and slip-resisting Duratread™ outsole • Flat bottom no defined heel • Safety toe is ASTM F2413-18 F/I/C SD 35 rated

STYLE# **10044427**
 COLOR Ebony
 AVAILABLE Jan/Feb 2023
 MSRP \$124.95
 266003



SHIFTRUNNER

Delivers all-day cushioning and support for long shifts standing and walking

4LR™ EVERYDAY COMFORT AND STABILITY

FEATURES

- 100% non-metallic construction
- FLX Foam™ midsole for lightweight cushion and rebound
- Lightweight stabilizing shank
- Slip-resisting Duratread™ sole
- Eco-friendly midsole and outsole with 5% biodegradable rice husk agricultural by-product
- Flat bottom, no defined heel



BEST FOR

Indoor work environments such as healthcare, warehouse or hospitality

SHIFTRUNNER

With a sturdy rubber outsole our ShiftRunner platform provides structure and stability with built-in comfort to energize feet for long shifts. Carefully designed for indoor work environments such as hospitals and other medical settings, hotels or warehouse it delivers the all-day cushioning and support needed for standing and walking on hard surfaces.



SHIFTRUNNER

SIZES	D: 7-12, 13, 14	UPPER	3"
	EE: 7-12, 13, 14	TOE	Round
PLATFORM	ShiftRunner	SLIP RESISTING	≥0.35



FEATURES Eco-friendly, 100% recycled polyester mesh upper, lining and laces • Fluid and stain repellent finish • All Day Cushioning insole • 100% non-metallic • Cement construction • Lightweight, shock-absorbing FLX Foam™ midsole • Slip-resisting Duratread™ sole • Eco friendly sole and midsole made w/ 5% biodegradable rice husk agricultural by-product • Flat bottom no defined heel • Soft toe is ASTM F2892-18 EH rated

STYLE#	10042570
COLOR	Smoky Grey
AVAILABLE	Jul/Aug 2022
MSRP	\$124.95
	262503



STYLE#	10042569
COLOR	Blue Waves
AVAILABLE	Sep/Oct 2022
MSRP	\$124.95
	262503



WOMEN'S SHIFTRUNNER

SIZES	B: 5.5-11, 12	UPPER	3"
	C: 6-11	TOE	Round
PLATFORM	ShiftRunner	SLIP RESISTING	≥0.35



FEATURES Eco-friendly, 100% recycled polyester mesh upper, lining and laces • Fluid and stain repellent finish • All Day Cushioning insole • 100% non-metallic • Cement construction • Lightweight, shock-absorbing FLX Foam™ midsole • Slip-resisting Duratread™ sole • Eco friendly sole and midsole made w/ 5% biodegradable rice husk agricultural by-product • Flat bottom no defined heel • Soft toe is ASTM F2892-18 EH rated

STYLE#	10042566
COLOR	Smoky Grey
AVAILABLE	Jul/Aug 2022
MSRP	\$124.95
	262503

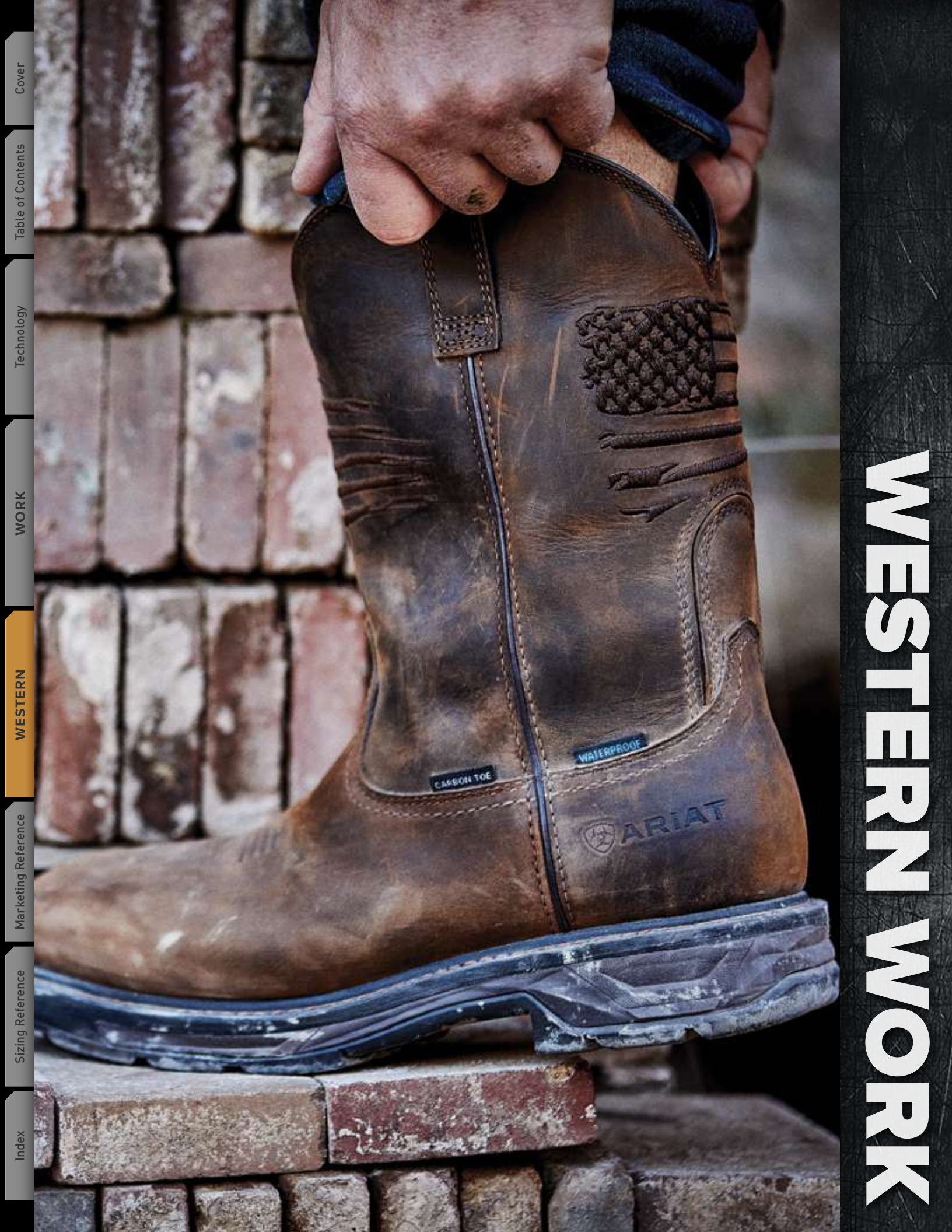


STYLE#	10042567
COLOR	Blue Waves
AVAILABLE	Sep/Oct 2022
MSRP	\$124.95
	262503



STYLE#	10042568
COLOR	Winetasting
AVAILABLE	Jul/Aug 2022
MSRP	\$124.95
	262503





Cover

Table of Contents

Technology

WORK

WESTERN

Marketing Reference

Sizing Reference

Index

WESTERN WORK

CATALYST™ VX WORK

Delivers heavy-duty performance with advanced stability technology

FEATURES

- Full-length internal shock-absorbing layer combines with midsole for incredible cushioning comfort
- Integrated shank stabilizes the foot, providing superior balance
- Goodyear welt construction for durability
- Oil- and slip-resisting Duratread™ outsole for maximum wear resistance, passes hot contact test at 300°C/572°F
- 90° heel



UNPARALLELED FIT AND COMFORT



BEST FOR

Harsh outdoor work environments;
oil and gas exploration

CATALYST™ VX WORK WIDE SQUARE TOE H2O

SIZES	D: 7-12, 13, 14	UPPER	11"
	EE: 8-12, 13, 14	TOE	Wide Square
PLATFORM	Catalyst™ VX Work	SLIP RESISTING	≥0.35



FEATURES Waterproof Pro construction • Premium full-grain leather • Mesh lining • Goodyear welt construction • Protective shin guard • Protective ExGuards™ on toe and heel • Lightweight, shock-absorbing EVA midsole • Oil- and slip-resisting Duratread™ outsole • 90° heel • Safety toe is ASTM F2413-18 M/I/C EH rated

STYLE#	10016253	CT
COLOR	Bruin Brown	
DETAILS	SSW, Full Vamp	
AVAILABLE	At Once	
MSRP	\$324.95	
	2168503	



INTREPID™

Delivers the best rebound, cushioning and all-day support for active outdoor work

FEATURES

- Innovative chassis provides heel rebound, midfoot stability and flexible forefoot protection
- Roomier toe box in unique square toe shape with anatomical fit
- Shock-absorbing midsole for all-day comfort
- Oil- and slip-resisting Duratread™ outsole for maximum wear resistance, passes hot contact test at 300°C/572°F
- 90° heel



ACTIVE SUPPORT AND FLEXIBILITY



BEST FOR

Active, outdoor work across various types of terrain

INTREPID VENTTEK™

SIZES	D: 7-12, 13, 14, 15	UPPER	11"
	EE: 7-12, 13, 14, 15	TOE	Square
PLATFORM	Intrepid™	SLIP RESISTING	≥0.35



FEATURES Full-grain leather w/ VentTEK™ mesh panels • Pro Performance insole for cushioning support • High tech Dri-freeze™ lining in foot and upper • Anatomical last for true fit • Cement construction • Protective ExGuard™ on heel • Shock-absorbing PU midsole • Oil- and slip-resisting Duratread™ outsole • 90° heel • Safety toe is ASTM F2413-18 M/I/C EH rated

STYLE#	10020072	CT
COLOR	Cocoa Brown/Orange	
DETAILS	SSW, Full Vamp	
AVAILABLE	At Once	
MSRP	\$234.95	
	2120003	



STYLE#	10023042	CT
COLOR	Bruin Brown/Sassy Orange	
DETAILS	SSW, Full Vamp	
AVAILABLE	At Once	
MSRP	\$234.95	
	2120003	



INTREPID 8" H2O

SIZES	D: 7-12, 13, 14	UPPER	8"
	EE: 7-12, 13, 14	TOE	Square
PLATFORM	Intrepid™	SLIP RESISTING	≥0.35



FEATURES Waterproof Pro construction • Premium full-grain leather • Pro Performance insole for cushioning support • Mesh lining • Lightly padded collar and tongue top • Anatomical last for true fit • Cement construction • Protective ExGuard™ on heel • Shock-absorbing PU midsole • Oil- and slip-resisting Duratread™ outsole • 90° heel • Safety toe is ASTM F2413-18 M/I/C EH rated

STYLE#	10020079	CT
COLOR	Rye Brown	
DETAILS	SSW	
AVAILABLE	At Once	
MSRP	\$219.95	
	2115003	



OVERDRIVE™

Delivers maximum side-to-side stability with additional wear protection



MAXIMUM STABILITY AND PERFORMANCE

FEATURES

- Extra wide shank for maximum stability
- Reinforced ExGuards™ reduce wear on toe and heel
- Goodyear welt construction for durability
- Oil- and slip-resisting Duratread™ outsole for maximum wear resistance, passes hot contact test at 300°C/572°F
- 90° heel



BEST FOR

Harsh outdoor work environments; oil and gas exploration

OVERDRIVE™ WIDE SQUARE TOE

SIZES	D: 7-12, 13, 14	UPPER	11"
	EE: 8-12, 13, 14	TOE	Wide Square
PLATFORM	Overdrive™	SLIP RESISTING	≥0.35



FEATURES Full-grain leather • Pro Performance insole for cushioning support • Mesh lining • Six-row stitch pattern w/ embroidery • Goodyear welt construction • Protective ExGuards™ on toe, heel and side • Lightweight, shock-absorbing EVA midsole • Oil- and slip-resisting Duratread™ outsole • 90° heel • Safety toe is ASTM F2413-18 M/I/C EH rated

STYLE#	10011933	CT
COLOR	Alamo Brown	
DETAILS	SSW, Full Vamp	
AVAILABLE	At Once	
MSRP	\$224.95	
	2114503	



OVERDRIVE™ 8" WIDE SQUARE TOE H2O

SIZES	D: 7-12, 13, 14	UPPER	8"
	EE: 8-12, 13, 14	TOE	Wide Square
PLATFORM	Overdrive™	SLIP RESISTING	≥0.35



FEATURES Waterproof Pro construction • Full-grain leather foot • Pro Performance insole for cushioning support • Mesh lining • Lightly padded collar and tongue top • Goodyear welt construction • Protective ExGuards™ on toe, heel and side • Lightweight, shock-absorbing EVA midsole • Oil- and slip-resisting Duratread™ outsole • 90° heel • Safety toe is ASTM F2413-18 M/I/C EH rated

STYLE#	10012940	CT
COLOR	Chestnut Brown	
DETAILS	SSW	
AVAILABLE	At Once	
MSRP	\$224.95	
	2114503	



WORKHOG® XT

Delivers maximum side-to-side stability, superior cushioning and shock absorption for extreme comfort



MAXIMUM STABILITY AND PERFORMANCE

FEATURES

- Shock-absorbing midsole for all day comfort
- Extra wide shank for maximum stability
- Goodyear welt construction for durability
- Oil- and slip-resisting Duratread™ outsole for maximum wear resistance, passes hot contact test at 300°C/572°F
- 90° heel



BEST FOR

Harsh outdoor work environments;
oil and gas exploration

WORKHOG® XT BOA®



Dial in a fast, effortless, precision fit with the micro-adjustable BOA® Fit System, designed to provide custom support and performance.

BOA®



Cushioning dual-density EVA midsole provides shock absorption with support

Energy Max anti-fatigue insole provides cushioning and rebound for maximum comfort

Carbon safety toe meets ASTM F2413-18 standards for electrical hazard resistant footwear

Oil- and slip-resisting Duratread™ outsole provides maximum wear resistance

Premium full-grain leather

Six-row stitch pattern

Micro-adjustable BOA® Fit System creates a fast, effortless, precision fit around the instep and ankle

Waterproof Pro construction available on select styles

Goodyear® welt construction for durability

90° heel

WORKHOG® XT WIDE SQUARE TOE BOA

SIZES	D: 7-12, 13, 14, 15	UPPER	11"
	EE: 7-12, 13, 14, 15	TOE	Wide Square
PLATFORM	WorkHog® XT	SLIP RESISTING	≥0.35



FEATURES Premium full-grain leather • Energy Max anti-fatigue insole • Mesh lining • Micro-adjustable BOA® Fit System • Six-row stitch pattern • Goodyear welt construction • Lightweight, shock-absorbing dual-density EVA midsole • Oil- and slip-resisting Duratread™ outsole • 90° heel • Safety toe is ASTM F2413-18 M/I/C EH rated

STYLE#	10038923	
COLOR	Dark Earth/Black	
DETAILS	SSW, Full Vamp	
AVAILABLE	At Once	
MSRP	\$279.95	
	2140003	



WORKHOG® XT 8" BOA H2O

SIZES	D: 7-12, 13, 14, 15	UPPER	8"
	EE: 7-12, 13, 14, 15	TOE	Wide Square
PLATFORM	WorkHog® XT	SLIP RESISTING	≥0.35



FEATURES Waterproof Pro construction • Premium full-grain leather • Energy Max anti-fatigue insole • Mesh lining • Micro-adjustable BOA® Fit System • Goodyear welt construction • Protective ExGuards™ on toe and heel • Lightweight, shock-absorbing EVA midsole • Oil- and slip-resisting Duratread™ outsole • 90° heel • Safety toe is ASTM F2413-18 M/I/C EH rated

STYLE#	10038922	
COLOR	Chocolate Brown	
DETAILS	SSW	
AVAILABLE	At Once	
MSRP	\$274.95	
	2138003	



WORKHOG® XT WIDE SQUARE TOE BOA H2O

SIZES	D: 7-12, 13, 14, 15	UPPER	11"
	EE: 7-12, 13, 14, 15	TOE	Wide Square
PLATFORM	WorkHog® XT	SLIP RESISTING	≥0.35



FEATURES Waterproof Pro construction • Premium full-grain leather • Energy Max anti-fatigue insole • Mesh lining • Micro-adjustable BOA® Fit System • Six-row stitch pattern • Goodyear welt construction • Lightweight, shock-absorbing dual-density EVA midsole • Oil- and slip-resisting Duratread™ outsole • 90° heel • Safety toe is ASTM F2413-18 M/I/C EH rate • Soft toe is ASTM F2892-18 EH rated

STYLE#	10038921	
COLOR	Aged Bark/Brown	
DETAILS	SSW, Full Vamp	
AVAILABLE	At Once	
MSRP	\$284.95	
	2143003	



STYLE#	10038924	
COLOR	Bruin Brown/Dark Forest	
DETAILS	SSW, Full Vamp	
AVAILABLE	At Once	
MSRP	\$294.95	
	2148003	



WORKHOG® XT VENTTEK™ BOLD

SIZES	D: 7-12, 13, 14, 15	UPPER	11"
	EE: 7-12, 13, 14, 15	TOE	Wide Square
PLATFORM	WorkHog® XT	SLIP RESISTING	≥0.35



FEATURES Full-grain leather w/ VentTEK™ mesh panels • Energy Max anti-fatigue insole • Dri-Freeze® performance mesh lining in foot • Goodyear welt construction • Lightweight, shock-absorbing dual-density EVA midsole • Oil- and slip-resisting Duratread™ outsole • 90° heel • Safety toe is ASTM F2413-18 M/I/C EH rated

STYLE#	10031507	
COLOR	Iron Coffee/Roughneck	
DETAILS	SSW, Full Vamp	
AVAILABLE	At Once	
MSRP	\$249.95	
	2129003	



WORKHOG® XT VENTTEK™ BOLD H2O

SIZES	D: 7-12, 13, 14, 15	UPPER	11"
	EE: 7-12, 13, 14, 15	TOE	Wide Square
PLATFORM	WorkHog® XT	SLIP RESISTING	≥0.35



FEATURES Waterproof Pro construction • Full-grain leather w/ VentTEK™ mesh panels • Energy Max anti-fatigue insole • Cooling waterproof lining in foot • Goodyear welt construction • Protective ExGuards™ on toe and heel • Lightweight, shock-absorbing dual-density EVA midsole • Oil- and slip-resisting Duratread™ outsole • 90° heel • Safety toe is ASTM F2413-18 M/I/C EH rated

STYLE#	10035881	
COLOR	Iron Coffee/Acid	
DETAILS	SSW, Full Vamp	
AVAILABLE	At Once	
MSRP	\$259.95	
	2134003	



WORKHOG® XT VENTTEK™ H2O

SIZES	D: 7-12, 13, 14, 15	UPPER	11"
	EE: 7-12, 13, 14, 15	TOE	Wide Square
PLATFORM	WorkHog® XT	SLIP RESISTING	≥0.35



FEATURES Waterproof Pro construction • Full-grain leather w/ VentTEK™ mesh panels • Energy Max anti-fatigue insole • Cooling waterproof lining in foot • Goodyear welt construction • Lightweight, shock-absorbing dual-density EVA midsole • Oil- and slip-resisting Duratread™ outsole • 90° heel • Safety toe is ASTM F2413-18 M/I/C EH rated • Soft toe is ASTM F2892-18 EH rated

STYLE#	10035984	
COLOR	Rye Brown/Storm	
DETAILS	SSW, Full Vamp	
AVAILABLE	At Once	
MSRP	\$239.95	
	2123003	



STYLE#	10036005	
MSRP	\$249.95	
	2129003	

WORKHOG® XT COTTONWOOD

SIZES	D: 7-12, 13, 14, 15	UPPER	11"
	EE: 7-12, 13, 14, 15	TOE	Wide Square
PLATFORM	WorkHog® XT	SLIP RESISTING	≥0.35



FEATURES Premium full-grain leather • Energy Max anti-fatigue insole • Mesh lining • Five-row stitch pattern w/ embroidery • Goodyear welt construction • Lightweight, shock-absorbing dual-density EVA midsole • Oil- and slip-resisting Duratread™ outsole • 90° heel • Safety toe is ASTM F2413-18 M/I/C EH rated • Soft toe is ASTM F2892-18 EH rated

STYLE#	10038323
COLOR	Dark Earth/Brick
DETAILS	SSW, Full Vamp
AVAILABLE	At Once
MSRP	\$209.95
	2110003
EXTRA SIZES	B: 10-12, 13



STYLE#	10038320
COLOR	Brown Oiled Rowdy/ Midnight Blue
DETAILS	SSW, Full Vamp
AVAILABLE	At Once
MSRP	\$209.95
	2110003



STYLE#	10038317	
MSRP	\$219.95	
	2115003	



STYLE#	10038321
COLOR	Distressed Brown
DETAILS	SSW, Full Vamp
AVAILABLE	At Once
MSRP	\$209.95
	2110003
EXTRA SIZES	B: 10-12, 13

STYLE#	10038318	
MSRP	\$219.95	
	2115003	
EXTRA SIZES	B: 10-12, 13	



WORKHOG® XT PATRIOT H2O

SIZES	D: 7-12, 13, 14, 15	UPPER	11"
	EE: 7-12, 13, 14, 15	TOE	Wide Square
PLATFORM	WorkHog® XT	SLIP RESISTING	≥0.35



FEATURES Waterproof Pro construction • Premium full-grain leather • Energy Max anti-fatigue insole • Mesh lining • Patriotic stitch pattern • Goodyear welt construction • Lightweight, shock-absorbing dual-density EVA midsole • Oil- and slip-resisting Duratread™ outsole • 90° heel • Safety toe is ASTM F2413-18 M/I/C EH rated

STYLE#	10036002	
COLOR	Distressed Brown	
DETAILS	SSW, Full Vamp	
AVAILABLE	At Once	
MSRP	\$239.95	
	2123003	



WORKHOG® XT WIDE SQUARE TOE H2O

SIZES	D: 7-12, 13, 14, 15	UPPER	11"
	EE: 7-12, 13, 14, 15	TOE	Wide Square
PLATFORM	WorkHog® XT	SLIP RESISTING	≥0.35



FEATURES Waterproof Pro construction • Premium full-grain leather • Energy Max anti-fatigue insole • Mesh lining • Six-row stitch pattern w/ embroidery • Lightweight, shock-absorbing dual-density EVA midsole • Oil- and slip-resisting Duratread™ outsole • 90° heel • Safety toe is ASTM F2413-18 M/I/C EH rated • Soft toe is ASTM F2892-18 EH rated

STYLE#	10031474	
COLOR	Distressed Brown/ Bravo Brown	
DETAILS	SSW, Full Vamp	
AVAILABLE	At Once	
MSRP	\$229.95	
	2120003	



STYLE#	10031483	
MSRP	\$244.95	
	2128503	

STYLE#	10024971	
COLOR	Tumbled Bark/Dark Forest	
DETAILS	SSW, Full Vamp	
AVAILABLE	At Once	
MSRP	\$229.95	
	2120003	



STYLE#	10024966	
MSRP	\$239.95	
	2126003	

STYLE#	10024968	
COLOR	Oily Distressed Brown/Black	
DETAILS	SSW, Full Vamp	
AVAILABLE	At Once	
MSRP	\$239.95	
	2126003	



WORKHOG® XT DARE

SIZES	D: 7-12, 13, 14, 15	UPPER	11"
	EE: 7-12, 13, 14, 15	TOE	Wide Square
PLATFORM	WorkHog® XT	SLIP RESISTING	≥0.35



FEATURES Premium full-grain leather • Energy Max anti-fatigue insole • Mesh lining • Six-row stitch pattern • Goodyear welt construction • Lightweight, shock-absorbing dual-density EVA midsole • Oil- and slip-resisting Duratread™ outsole • 90° heel • Safety toe is ASTM F2413-18 M/I/C EH rated

STYLE#	10024952	
COLOR	Bruin Brown/Crazy Black	
DETAILS	SSW, Full Vamp	
AVAILABLE	At Once	
MSRP	\$229.95	
	2120003	



WORKHOG®

Delivers maximum side-to-side stability with lightweight cushioning for all-around comfort and reduced foot fatigue



MAXIMUM STABILITY AND PERFORMANCE

FEATURES

- Extra wide shank for maximum stability
- Goodyear welt construction for durability
- Cushioning EVA midsole for all-day comfort
- Oil- and slip-resisting Duratread™ outsole for maximum wear resistance, passes hot contact test at 300°C/572°F
- 90° heel



BEST FOR

Harsh outdoor work environments; oil and gas exploration

WORKHOG® WIDE SQUARE TOE CSA®

SIZES	D: 7-12, 13, 14	UPPER	11"
	EE: 7-12, 13, 14	TOE	Wide Square
PLATFORM	WorkHog®	SLIP RESISTING	≥0.35



FEATURES Premium full-grain leather • Pro Performance insole for cushioning support • Puncture resistant, metal-free SWEN-FLEX® insole board • Mesh lining • Six-row stitch pattern • Goodyear welt construction • Lightweight, shock-absorbing EVA midsole • Oil- and slip-resisting Duratread™ outsole • 90° heel • Safety toe is ASTM F2413-18 M/I/C EH rated • ASTM F2413-18 PR rated for puncture resistant protection • Certified to CSA Standard Z195-14 w/ Grade 1 toe protection, protective sole protection and electric shock resistance (ESR) protection

STYLE#	10017170
COLOR	Dark Earth/Brick
DETAILS	SSW, Full Vamp
AVAILABLE	At Once
MSRP	\$224.95
	2120003



WORKHOG® WIDE SQUARE TOE H2O 600G CSA®

SIZES	D: 7-12, 13, 14	UPPER	11"
	EE: 7-12, 13, 14	TOE	Wide Square
PLATFORM	WorkHog®	SLIP RESISTING	≥0.35



FEATURES Waterproof Pro construction • 600g Thinsulate™ Insulation • Premium full-grain leather • Pro Performance insole for cushioning support • Puncture resistant, metal-free SWEN-FLEX® insole board • Mesh lining • Seven-row stitch pattern • Goodyear welt construction • Lightweight, shock-absorbing EVA midsole • Oil- and slip-resisting Duratread™ outsole • 90° heel • Safety toe is ASTM F2413-18 M/I/C EH rated • ASTM F2413-18 PR rated for puncture resistant protection • Certified to CSA Standard Z195-14 w/ Grade 1 toe protection, protective sole protection and electric shock resistance (ESR) protection

STYLE#	10023280
COLOR	Bruin Brown/Crazy Black
DETAILS	SSW, Full Vamp
AVAILABLE	At Once
MSRP	\$254.95
	2136003



WORKHOG® WIDE SQUARE TOE H2O CSA®

SIZES	D: 7-12, 13, 14	UPPER	11"
	EE: 7-12, 13, 14	TOE	Wide Square
PLATFORM	WorkHog®	SLIP RESISTING	≥0.35



FEATURES Waterproof Pro construction • Premium full-grain leather • Pro Performance insole for cushioning support • Puncture resistant, metal-free SWEN-FLEX® insole board • Mesh lining • Six-row stitch pattern • Goodyear welt construction • Lightweight, shock-absorbing EVA midsole • Oil- and slip-resisting Duratread™ outsole • 90° heel • Safety toe is ASTM F2413-18 M/I/C EH rated • ASTM F2413-18 PR rated for puncture resistant protection • Certified to CSA Standard Z195-14 w/ Grade 1 toe protection, protective sole protection and electric shock resistance (ESR) protection

STYLE#	10017175	ⓈCT
COLOR	Dark Copper	
DETAILS	SSW, Full Vamp	
AVAILABLE	At Once	
MSRP	\$249.95	
	2131003	



WORKHOG® WIDE SQUARE TOE MET GUARD H2O

SIZES	D: 7-12, 13, 14	UPPER	11"
	EE: 8-12, 13, 14	TOE	Wide Square
PLATFORM	WorkHog®	SLIP RESISTING	≥0.35



FEATURES Waterproof Pro construction • Premium full-grain leather • Pro Performance insole for cushioning support • XRD® Internal Metatarsal Guard • Mesh lining • Four-row stitch pattern • Goodyear welt construction • Lightweight, shock-absorbing EVA midsole • Oil- and slip-resisting Duratread™ outsole • 90° heel • Safety toe is ASTM F2413-18 M/I/C EH rated • ASTM F2413-18 Mt rated for metatarsal protection

STYLE#	10016265	ⓈCT
COLOR	Bruin Brown/Crazy Black	
DETAILS	SSW, Full Vamp	
AVAILABLE	At Once	
MSRP	\$269.95	
	2141003	



WORKHOG® WIDE SQUARE TOE MET GUARD CSA®

SIZES	D: 7-12, 13, 14	UPPER	11"
	EE: 7-12, 13, 14	TOE	Wide Square
PLATFORM	WorkHog®	SLIP RESISTING	≥0.35



FEATURES Premium full-grain leather • Pro Performance insole for cushioning support • XRD® Internal Metatarsal Guard • Puncture resistant, metal-free SWEN-FLEX® insole board • Mesh lining • Four-row stitch pattern • Goodyear welt construction • Lightweight, shock-absorbing EVA midsole • Oil- and slip-resisting Duratread™ outsole • 90° heel • Safety toe is ASTM F2413-18 M/I/C EH rated • Certified to CSA Standard Z195-14 w/ Grade 1 toe protection, protective sole protection and electric shock resistance (ESR) protection • ASTM F2413-18 Mt rated for metatarsal protection • ASTM F2413-18 PR rated for puncture resistant protection

STYLE#	10017174	ⓈCT
COLOR	Ridge Brown/Moss Green	
DETAILS	SSW, Full Vamp	
AVAILABLE	At Once	
MSRP	\$259.95	
	2136003	



WORKHOG® WIDE SQUARE TOE H2O 400G

SIZES	D: 7-12, 13, 14	UPPER	11"
	EE: 7-12, 13, 14	TOE	Wide Square
PLATFORM	WorkHog®	SLIP RESISTING	≥0.35



FEATURES Waterproof Pro construction • 400g Thinsulate™ Insulation • Premium full-grain leather • Pro Performance insole for cushioning support • Mesh lining • Seven-row stitch pattern • Goodyear welt construction • Lightweight, shock-absorbing EVA midsole • Oil- and slip-resisting Duratread™ outsole • 90° heel • Safety toe is ASTM F2413-18 M/I/C EH rated

STYLE#	10018555	ⓈCT
COLOR	Rye Brown/Coffee	
DETAILS	Full Vamp	
AVAILABLE	At Once	
MSRP	\$244.95	
	2131003	



WORKHOG® WIDE SQUARE TOE TALL

SIZES	D: 7-12, 13, 14	UPPER	13"
	EE: 8-12, 13	TOE	Wide Square
PLATFORM	WorkHog®	SLIP RESISTING	≥0.35



FEATURES Premium full-grain leather • Pro Performance insole for cushioning support • Leather lining • Six-row stitch pattern • Goodyear welt construction • Lightweight, shock-absorbing EVA midsole • Oil- and slip-resisting Duratread™ outsole • 90° heel • Safety toe is ASTM F2413-18 M/I/C EH rated

STYLE#	10008205	
COLOR	Earth/Beige	
DETAILS	SSW, Full Vamp	
AVAILABLE	At Once	
MSRP	\$219.95	
	2120003	



WORKHOG® WIDE SQUARE TOE VENTTEK™

SIZES	D: 7-12, 13, 14	UPPER	11"
	EE: 7-12, 13, 14	TOE	Wide Square
PLATFORM	WorkHog®	SLIP RESISTING	≥0.35



FEATURES Full-grain leather w/ VentTEK™ mesh panels • Pro Performance insole for cushioning support • High tech Dri-freeze™ lining in foot and upper • Goodyear welt construction • Lightweight, shock-absorbing EVA midsole • Oil- and slip-resisting Duratread™ outsole • 90° heel • Safety toe is ASTM F2413-18 M/I/C EH rated • Soft toe is ASTM F2892-18 EH rated

STYLE#	10020083	
COLOR	Bruin Brown/Grass Green	
DETAILS	SSW, Full Vamp	
AVAILABLE	At Once	
MSRP	\$214.95	
	2110503	



STYLE#	10020084	
MSRP	\$229.95	
	2118003	

WORKHOG® MESTENO H2O

SIZES	D: 7-12, 13, 14	UPPER	11"
	EE: 8-12, 13	TOE	Wide Square
PLATFORM	WorkHog®	SLIP RESISTING	≥0.35



FEATURES Waterproof Pro construction • Premium full-grain leather • Pro Performance insole for cushioning support • Mesh lining • Four-row stitch pattern w/ embroidery • Goodyear welt construction • Lightweight, shock-absorbing EVA midsole • Oil- and slip-resisting Duratread™ outsole • 90° heel • Safety toe is ASTM F2413-18 M/I/C EH rated

STYLE#	10015400	
COLOR	Rust/Moss Green	
DETAILS	SSW, Full Vamp	
AVAILABLE	At Once	
MSRP	\$244.95	
	2128503	



WORKHOG® PATRIOT

SIZES	D: 7-12, 13, 14	UPPER	11"
	EE: 7-12, 13, 14	TOE	Wide Square
PLATFORM	WorkHog®	SLIP RESISTING	≥0.35



FEATURES Full-grain leather foot • Camo printed textile shaft w/ flag patch • Pro Performance insole for cushioning support • Mesh lining • Goodyear welt construction • Lightweight, shock-absorbing EVA midsole • Oil- and slip-resisting Duratread™ outsole • 90° heel • Safety toe is ASTM F2413-18 M/I/C EH rated • Soft toe is ASTM F2892-18 EH rated

STYLE#	10023100	
COLOR	Earth/Sand Camo Print	
DETAILS	SSW, Full Vamp	
AVAILABLE	At Once	
MSRP	\$209.95	
	2110503	



STYLE#	10022968	
MSRP	\$219.95	
	2115503	

WORKHOG® WIDE SQUARE TOE

SIZES D: 7-12, 13, 14, 15
 EE: 7-12, 13, 14
 PLATFORM WorkHog®

UPPER 11"
 TOE Wide Square
 SLIP RESISTING ≥0.35




FEATURES Premium full-grain leather • Pro Performance insole for cushioning support • Mesh lining • Six-row stitch pattern • Goodyear welt construction • Lightweight, shock-absorbing EVA midsole • Oil- and slip-resisting Duratread™ outsole • 90° heel • Safety toe is ASTM F2413-18 M/I/C EH rated • Soft toe is ASTM F2892-18 EH rated

STYLE# **10031672**
 COLOR Rye Brown/Cream
 DETAILS SSW, Full Vamp
 AVAILABLE At Once
 MSRP \$204.95
 2110003



STYLE# **10005888**
 COLOR Dark Earth/Brick
 DETAILS SSW, Full Vamp
 AVAILABLE At Once
 MSRP \$204.95
 2110003
EXTRA SIZES B: 10-12, 13
 EE: 6, 6.5, 15



STYLE# **10006961** 
 MSRP \$214.95
 2115003
EXTRA SIZES B: 10-12, 13
 EE: 6, 6.5, 15

WORKHOG® WIDE SQUARE TOE H2O

SIZES D: 7-12, 13, 14
 EE: 8-12, 13
 PLATFORM WorkHog®


UPPER 11"
 TOE Wide Square
 SLIP RESISTING ≥0.35




FEATURES Waterproof Pro construction • Premium full-grain leather • Pro Performance insole for cushioning support • Mesh lining • Six-row stitch pattern w/ embroidery • Goodyear welt construction • Lightweight, shock-absorbing EVA midsole • Oil- and slip-resisting Duratread™ outsole • 90° heel • Safety toe is ASTM F2413-18 M/I/C EH rated • Soft toe is ASTM F2892-18 EH rated

STYLE# **10017436**
 COLOR Bruin Brown/Coffee
 DETAILS SSW, Full Vamp
 AVAILABLE At Once
 MSRP \$214.95
 2115003
EXTRA SIZES B: 10-12, 13
 EE: 7, 7.5, 14



STYLE# **10017420** 
 MSRP \$224.95
 2120003
EXTRA SIZES B: 10-12, 13
 EE: 7, 7.5, 14

STYLE# **10010133** 
 COLOR Aged Bark/Black
 DETAILS SSW, Full Vamp
 AVAILABLE At Once
 MSRP \$219.95
 2120003



WORKHOG® WELLINGTON H2O

SIZES	D: 7-12, 13, 14	UPPER	11"
	EE: 7-12, 13, 14	TOE	Wide Square
PLATFORM	WorkHog®	SLIP RESISTING	≥0.35



FEATURES Waterproof Pro construction • Premium full-grain leather • Pro Performance insole for cushioning support • Mesh lining • Three-row stitch pattern • Goodyear welt construction • Lightweight, shock-absorbing EVA midsole • Oil- and slip-resisting Duratread™ outsole • 90° heel • Safety toe is ASTM F2413-18 M/I/C EH rated

STYLE#	10020092	ⓈCT
COLOR	Oily Distressed Brown	
DETAILS	SSW, Full Vamp	
AVAILABLE	At Once	
MSRP	\$224.95	
	2120003	



WORKHOG® 8" H2O

SIZES	D: 7-12, 13, 14	UPPER	8"
	EE: 7-12, 13	TOE	Roper
PLATFORM	WorkHog®	SLIP RESISTING	≥0.35



FEATURES Waterproof Pro construction • Premium full-grain leather • Pro Performance insole for cushioning support • Mesh lining • Removable kiltie • Goodyear welt construction • Lightweight, shock-absorbing EVA midsole • Oil- and slip-resisting Duratread™ outsole • 90° heel • Safety toe is ASTM F2413-18 M/I/C EH rated • Soft toe is ASTM F2892-18 EH rated

STYLE#	10011939	
COLOR	Oily Distressed Brown	
DETAILS	SSW	
AVAILABLE	At Once	
MSRP	\$214.95	
	2115003	



STYLE#	10011943	ⓈCT
MSRP	\$224.95	
	2120003	

WORKHOG® 8"

SIZES	D: 7-12, 13, 14	UPPER	8"
	EE: 7-12, 13	TOE	Roper
PLATFORM	WorkHog®	SLIP RESISTING	≥0.35



FEATURES Premium full-grain leather • Pro Performance insole for cushioning support • Mesh lining • Removable kiltie • Goodyear welt construction • Lightweight, shock-absorbing EVA midsole • Oil- and slip-resisting Duratread™ outsole • 90° heel • Soft toe is ASTM F2892-18 EH rated

STYLE#	10016266	
COLOR	Aged Bark	
DETAILS	SSW	
AVAILABLE	At Once	
MSRP	\$194.95	
	2105003	



WORKHOG® PULL-ON

SIZES D: 7-12, 13, 14
 EE: 7-12, 13
 PLATFORM WorkHog®

UPPER 10"
 TOE Roper
 SLIP RESISTING ≥0.35



FEATURES Premium full-grain leather • Pro Performance insole for cushioning support • Mesh lining • Six-row stitch pattern • Goodyear welt construction • Lightweight, shock-absorbing EVA midsole • Oil- and slip-resisting Duratread™ outsole • 90° heel • Safety toe is ASTM F2413-18 M/I/C EH rated • Soft toe is ASTM F2892-18 EH rated

STYLE# **10001187**
 COLOR Dark Copper
 DETAILS SSW, Saddle Vamp
 AVAILABLE At Once
 MSRP \$194.95
 2105003



STYLE# **10001188**
 COLOR Aged Bark/Army Green
 DETAILS SSW, Saddle Vamp
 AVAILABLE At Once
 MSRP \$194.95
 2105003

EXTRA SIZES B: 10-12, 13
 D: 15
 EE: 14



STYLE# **10001191**
 MSRP \$214.95
 2115003

EXTRA SIZES B: 10-12, 13
 EE: 14

WORKHOG® PULL-ON H2O

SIZES D: 7-12, 13, 14
 EE: 7-12, 13, 14
 PLATFORM WorkHog®

UPPER 10"
 TOE Roper
 SLIP RESISTING ≥0.35



FEATURES Waterproof Pro construction • Premium full-grain leather • Pro Performance insole for cushioning support • Mesh lining • Six-row stitch pattern • Goodyear welt construction • Lightweight, shock-absorbing EVA midsole • Oil- and slip-resisting Duratread™ outsole • 90° heel • Safety toe is ASTM F2413-18 M/I/C EH rated • Soft toe is ASTM F2892-18 EH rated

STYLE# **10008633**
 COLOR Aged Bark/Army Green
 DETAILS SSW, Saddle Vamp
 AVAILABLE At Once
 MSRP \$214.95
 2115003

EXTRA SIZES B: 10-12, 13



STYLE# **10008635**
 MSRP \$224.95
 2120003

EXTRA SIZES B: 10-12, 13

STYLE# **10001198**
 COLOR Oily Distressed Brown
 DETAILS SSW, Full Vamp
 AVAILABLE At Once
 MSRP \$214.95
 2115003



STYLE# **10001200**
 MSRP \$224.95
 2120003

RIGTEK™

Delivers durable traction with long-lasting cushioning and rebound

AIS ADVANCED STABILITY AND PERFORMANCE

FEATURES

- Lightweight composite forked shank for stability
- Goodyear injection construction for durability
- Durable sole with lug tread designed for traction on metal surfaces
- Oil- and slip-resisting PU outsole, passes hot contact test at 150°C/302°F
- 90° heel



BEST FOR

Oil field or industrial environments with chemicals

RIGTEK™ 8" WIDE SQUARE TOE

SIZES	D: 7-12, 13, 14	UPPER	8"
	EE: 7-12, 13, 14	TOE	Wide Square
PLATFORM	RigTek™	SLIP RESISTING	≥0.35



FEATURES Full-grain leather and 1,200 denier nylon • Pro Performance insole for cushioning support • Mesh lining • Lightly padded collar and tongue top • Goodyear welt construction • Oil- and slip-resisting, direct attach PU outsole for durability • 90° heel • Safety toe is ASTM F2413-18 M/I/C EH rated

STYLE#	10012927	ⓈCT
COLOR	Oiled Brown	
DETAILS	SSW	
AVAILABLE	At Once	
MSRP	\$184.95	
	296003	



RIGTEK™ WIDE SQUARE TOE H2O

SIZES	D: 7-12, 13, 14	UPPER	11"
	EE: 7-12, 13, 14	TOE	Wide Square
PLATFORM	RigTek™	SLIP RESISTING	≥0.35



FEATURES Waterproof Pro construction • Full-grain leather • Pro Performance insole for cushioning support • Mesh lining • Five-row stitch pattern • Goodyear welt construction • Oil- and slip-resisting, direct attach PU outsole for durability • 90° heel • Safety toe is ASTM F2413-18 M/I/C EH rated

STYLE#	10034156	ⓈCT
COLOR	Distressed Brown/ Coffee	
DETAILS	SSW, Full Vamp	
AVAILABLE	Jun/Jul 2022	
MSRP	\$204.95	
	2106003	



STYLE#	10012932	ⓈCT
COLOR	Oiled Brown/Black	
DETAILS	SSW, Saddle Vamp	
AVAILABLE	At Once	
MSRP	\$204.95	
	2106003	



BIG RIG

Delivers an all-around bigger build with durable support and roomier fit

ATS ADVANCED STABILITY AND PERFORMANCE

FEATURES

- Built roomier all-around to accommodate higher insteps and wider feet and calves.
- Dual-density FLX Foam™ midsole for lightweight cushion and rebound with protection
- Lightweight, composite forked shank for stability
- Goodyear welt construction for durability
- Oil- and slip-resisting Duratread™ outsole for maximum wear resistance, passes hot contact test at 300°C/572°
- 90° heel



BEST FOR

Harsh outdoor work environments or oil and gas exploration

BIG RIG

Bigger is better with the Big Rig. Extended sizes, widths and wider shaft entry to accommodate wider calves, it is built to fit all customers. It's designed to tackle harsh outdoor work environment or oil and gas exploration.



Wider shaft entry with deep scalloped opening to accommodate higher insteps and wider calves

Premium full-grain leathers

Dual-density FLX Foam™ midsole delivers lightweight, long-lasting shock absorption with protection

Revolutionary patented Ariat U-Turn® Entry System

Composite safety toe is lighter weight than traditional safety toes

Energy Max rebound foam insole for superior comfort

Oil- and slip-resisting Duratread™ outsole for maximum wear resistance and durability

Lightweight composite forked shank for enhanced stability protection

90° heel

"Flared" outsole design w/ debris-release tread provides an extra stable base

BIG RIG

SIZES EE: 6-12, 13, 14, 15, 16, 17, 18
 EEEE: 8-12, 13, 14, 15, 16
 PLATFORM Big Rig


UPPER 11"
 TOE Wide Square
 SLIP RESISTING ≥ 0.35



FEATURES Premium full-grain leather • Energy Max anti-fatigue insole • Mesh lining • Wider shaft entry • Four-row stitch pattern • Goodyear welt construction • Lightweight, shock-absorbing FLX Foam™ midsole • Oil- and slip-resisting Duratread™ outsole • Flared outsole design w/ debris-release tread provides an extra stable base • 90° heel • Safety toe is ASTM F2413-18 M/I/C EH rate • Soft toe is ASTM F2892-18 EH rated

STYLE# **10033963**
 COLOR Rye Brown/Wicker
 DETAILS SSW, Full Vamp
 AVAILABLE At Once
 MSRP \$204.95
 2103003



STYLE# **10033966** 
 COLOR Iron Coffee/Slate
 DETAILS SSW, Full Vamp
 AVAILABLE At Once
 MSRP \$214.95
 2108003



BIG RIG H2O

SIZES EE: 6-12, 13, 14, 15, 16, 17, 18
 EEEE: 8-12, 13, 14, 15, 16
 PLATFORM Big Rig


UPPER 11"
 TOE Wide Square
 SLIP RESISTING ≥ 0.35



FEATURES Waterproof Pro construction • Premium full-grain leather • Energy Max anti-fatigue insole • Mesh lining • Wider shaft entry • Four-row stitch pattern • Goodyear welt construction • Lightweight, shock-absorbing FLX Foam™ midsole • Oil- and slip-resisting Duratread™ outsole • Flared outsole design w/ debris-release tread provides an extra stable base • 90° heel • Safety toe is ASTM F2413-18 M/I/C EH rated • Soft toe is ASTM F2892-18 EH rated

STYLE# **10033991**
 COLOR Dark Brown/
 Distressed Brown
 DETAILS SSW, Full Vamp
 AVAILABLE At Once
 MSRP \$219.95
 2110003



STYLE# **10033993** 
 MSRP \$229.95
 2115003

SIERRA

Delivers extreme durability and high heat resistance

FEATURES

- Maximum heat and abrasion resistance for long wear
- Goodyear welt construction for durability
- Lightweight composite forked shank for stability
- Oil-, heat- and slip-resisting Duratread™ outsole, passes hot contact test at 400°C/752°F
- 90° heel

ATS ADVANCED STABILITY AND PERFORMANCE



BEST FOR

Harsh outdoor work and high heat environments

SIERRA SHOCK SHIELD®

Our Sierra platform delivers extreme durability and high heat resistance with advanced stability and cushioning. It's the ideal platform for harsh outdoor jobs, high heat environments or intense construction work.



Full grain leather foot and upper

Traditional four-row stitch pattern

Tempered steel safety toe on some styles

High heat-resistant outsole

Resoleable, Goodyear welt construction

90° heel

Durable, oil- and slip-resistant Duratread™ outsole

SIERRA SHOCK SHIELD® WIDE SQUARE TOE H2O NEW STYLE

SIZES	D: 7-12, 13, 14, 15	UPPER	10"
	EE: 7-12, 13, 14, 15	TOE	Wide Square
PLATFORM	Sierra	SLIP RESISTING	≥0.35



FEATURES Waterproof Pro construction • Premium full-grain leather • Energy Max anti-fatigue insole • 50% recycled polyester lining • Four-row stitch pattern w/ embroidery • Goodyear welt construction • Oil- and slip-resisting Duratread™ outsole • High heat-resistant outsole • 90° heel • Safety toe is ASTM F2413-18 M/I/C EH rated • Soft toe is ASTM F2892-18 EH rated

STYLE#	10044545
COLOR	Distressed Brown
DETAILS	SSW, Full Vamp
AVAILABLE	Jan/Feb 2023
MSRP	\$209.95
	2105003



STYLE#	10044544	ST
AVAILABLE	Feb/Mar 2023	
MSRP	\$219.95	
	2110003	

SIERRA SHOCK SHIELD® PATRIOT WIDE SQUARE TOE NEW STYLE

SIZES	D: 7-12, 13, 14, 15	UPPER	11"
	EE: 7-12, 13, 14, 15	TOE	Wide Square
PLATFORM	Sierra	SLIP RESISTING	≥0.35



FEATURES Premium full-grain leather • Energy Max anti-fatigue insole • Unlined upper w/ exposed outseam construction • Large stamped flag design on upper • Goodyear welt construction • Oil- and slip-resisting Duratread™ outsole • High heat-resistant outsole • 90° heel • Safety toe is ASTM F2413-18 M/I/C EH rated • Soft toe is ASTM F2892-18 EH rated

STYLE#	10044505
COLOR	Distressed Brown
DETAILS	SSW, Full Vamp
AVAILABLE	Apr/May 2023
MSRP	\$199.95
	2100003



STYLE#	10044426	ST
AVAILABLE	May/Jun 2023	
MSRP	\$209.95	
	2105003	

SIERRA SHOCK SHIELD® WIDE SQUARE TOE NEW STYLE

SIZES	D: 7-12, 13, 14, 15	UPPER	10"
	EE: 7-12, 13, 14, 15	TOE	Wide Square
PLATFORM	Sierra	SLIP RESISTING	≥0.35



FEATURES Premium full-grain leather • Energy Max anti-fatigue insole • 50% recycled polyester lining • Four-row stitch pattern w/ embroidery • Goodyear welt construction • Oil- and slip-resisting Duratread™ outsole • High heat-resistant outsole • 90° heel • Safety toe is ASTM F2413-18 M/I/C EH rated • Soft toe is ASTM F2892-18 EH rated

STYLE#	10042555
COLOR	Dark Brown/Grass Green
DETAILS	SSW, Saddle Vamp
AVAILABLE	Mar/Apr 2023
MSRP	\$189.95
	295003



STYLE#	10042541	ST
MSRP	\$199.95	
	2100003	

SIERRA WIDE SQUARE TOE PUNCTURE RESISTANT

SIZES	D: 7-12, 13, 14	UPPER	10"
	EE: 7-12, 13, 14	TOE	Wide Square
PLATFORM	Sierra	SLIP RESISTING	≥0.35



FEATURES Premium full-grain leather • All Day Cushioning insole • Puncture resistant, metal-free SWEN-FLEX® insole board • Mesh lining • Six-row stitch pattern • Goodyear welt construction • Oil- and slip-resisting Duratread™ outsole • High heat-resistant outsole • 90° heel • Safety toe is ASTM F2413-18 M/I/C EH rated • ASTM F2413-18 PR rated for puncture resistant protection

STYLE#	10012948	ST
COLOR	Earth/Black Crunch	
DETAILS	SSW, Full Vamp	
AVAILABLE	At Once	
MSRP	\$189.95	
	2102003	



SIERRA WIDE SQUARE TOE

SIZES D: 7-12, 13, 14
EE: 7-12, 13, 14
PLATFORM Sierra


UPPER 10"
TOE Wide Square
SLIP RESISTING ≥ 0.35




FEATURES Premium full-grain leather • All Day Cushioning insole • Unlined • Six-row stitch pattern • Goodyear welt construction • Oil- and slip-resisting Duratread™ outsole • High heat-resistant outsole • 90° heel • Safety toe is ASTM F2413-18 M/I/C EH rated • Soft toe is ASTM F2892-18 EH rated

STYLE# **10010148**
COLOR Aged Bark
DETAILS SSW, Saddle Vamp, Unlined
AVAILABLE At Once
MSRP \$169.95
291003



STYLE# **10010134** 
MSRP \$179.95
296003

STYLE# **10017434** 
COLOR Dark Brown/Pine Green
DETAILS SSW, Full Vamp, Mesh lined
AVAILABLE At Once
MSRP \$179.95
296003



SIERRA SADDLE

SIZES D: 7-12, 13, 14, 15
EE: 6-12, 13, 14
PLATFORM Sierra

UPPER 10"
TOE Roper
SLIP RESISTING ≥ 0.35



FEATURES Premium full-grain leather • All Day Cushioning insole • Mesh lining • Six-row stitch pattern • Goodyear welt construction • Oil- and slip-resisting Duratread™ outsole • High heat-resistant outsole • 90° heel • Soft toe is ASTM F2892-18 EH rated

STYLE# **10002304**
COLOR Aged Bark
DETAILS SSW, Saddle Vamp
AVAILABLE At Once
MSRP \$169.95
291003
EXTRA SIZES B: 10-12, 13



SIERRA

SIZES D: 7-12, 13, 14, 15
EE: 6-12, 13, 14
PLATFORM Sierra

UPPER 10"
TOE Roper
SLIP RESISTING ≥ 0.35



FEATURES Premium full-grain leather • All Day Cushioning insole • Unlined • Goodyear welt construction • Oil- and slip-resisting Duratread™ outsole • High heat-resistant outsole • 90° heel • Soft toe is ASTM F2892-18 EH rated

STYLE# **10004986**
COLOR Aged Bark
DETAILS SSW, Full Vamp
AVAILABLE At Once
MSRP \$159.95
286003
EXTRA SIZES B: 10-12, 13



SIERRA H2O

SIZES D: 7-12, 13, 14
EE: 7-12, 13, 14
PLATFORM Sierra

UPPER 10"
TOE Roper
SLIP RESISTING ≥ 0.35



FEATURES Waterproof Pro construction • Premium full-grain leather • All Day Cushioning insole • Mesh lining • Goodyear welt construction • Oil- and slip-resisting Duratread™ outsole • High heat-resistant outsole • 90° heel • Soft toe is ASTM F2892-18 EH rated

STYLE# **10002385**
COLOR Sunshine
DETAILS SSW, Full Vamp
AVAILABLE At Once
MSRP \$169.95
291003



CASCADE 8" WIDE SQUARE TOE

SIZES	D: 7-12, 13, 14	UPPER	8"
	EE: 7-12, 13, 14	TOE	Wide Square
PLATFORM	Sierra	SLIP RESISTING	≥0.35



FEATURES Premium full-grain leather • All Day Cushioning insole • Unlined • Removable kiltie • Goodyear welt construction • Oil- and slip-resisting Duratread™ outsole • High heat-resistant outsole • 90° heel • Safety toe is ASTM F2413-18 M/I/C EH rated • Soft toe is ASTM F2892-18 EH rated

STYLE#	10011916
COLOR	Alamo Brown
DETAILS	SSW
AVAILABLE	At Once
MSRP	\$169.95
	291003



STYLE#	10011917	
MSRP	\$179.95	
	296003	

CASCADE 8" H2O

SIZES	D: 7-12, 13, 14	UPPER	8"
	EE: 7-12, 13, 14	TOE	Roper
PLATFORM	Sierra	SLIP RESISTING	≥0.35



FEATURES Waterproof Pro construction • Full-grain leather • All Day Cushioning insole • Mesh lining • Removable kiltie • Goodyear welt construction • Oil- and slip-resisting Duratread™ outsole • High heat-resistant outsole • 90° heel • Soft toe is ASTM F2892-18 EH rated

STYLE#	10002397
COLOR	Sunshine
DETAILS	SSW
AVAILABLE	At Once
MSRP	\$169.95
	291003



CASCADE 8"

SIZES	D: 7-12, 13, 14	UPPER	8"
	EE: 7-12, 13, 14	TOE	Roper
PLATFORM	Sierra	SLIP RESISTING	≥0.35



FEATURES Premium full-grain leather • All Day Cushioning insole • Unlined • Removable kiltie • Goodyear welt construction • Oil- and slip-resisting Duratread™ outsole • High heat-resistant outsole • 90° heel • Soft toe is ASTM F2892-18 EH rated

STYLE#	10002418
COLOR	Aged Bark
DETAILS	SSW
AVAILABLE	At Once
MSRP	\$159.95
	286003



STYLE#	10002420
COLOR	Sunshine Wildcat
DETAILS	SSW
AVAILABLE	At Once
MSRP	\$159.95
	286003

EXTRA SIZES	B: 9-12
	D: 15
	EE: 6, 6.5



TERRAIN WORK

Delivers cushioning comfort with a stirrup-friendly sole

FEATURES

- Generous fit accommodates high arches
- Cushioning EVA midsole for all-day comfort
- Lightweight composite forked shank for stability
- Oil- and slip-resisting Duratread™ outsole for maximum wear resistance, passes hot contact test at 300°C/572°F
- 90° heel

Ariat ADVANCED STABILITY WITH SUPERIOR COMFORT



BEST FOR

Construction and factory/warehouse work;
ranch/farm work

TERRAIN STEEL TOE WIDE SQUARE TOE

SIZES	EE: 7-12, 13	UPPER	5"
PLATFORM	Terrain Work	TOE	Wide Square



FEATURES Full-grain leather and Cordura® upper • Mesh lining • Lightly padded collar • Gel-cushioned insole w/ heel stabilizer • Shock-absorbing EVA midsole • Duratread™ outsole • 90° heel • Safety toe is ASTM F2413-11 M I/75 C/75 EH rated

STYLE#	10016379	ST
COLOR	Distressed Brown	
AVAILABLE	At Once	
MSRP	\$134.95	
	274003	



REBAR® FLEX WESTERN

Delivers flexible, lightweight comfort with anatomical support

4LR™ EVERYDAY COMFORT AND STABILITY

FEATURES

- 100% non-metallic construction
- Built on an anatomically-contoured last for a true fit
- Lightweight stabilizing shank
- Oil- and slip-resisting Duratread™ outsole for maximum wear resistance, passes hot contact test at 300°C/572°F
- Defined heel



BEST FOR

Construction trades or work that requires repetitive kneeling and bending

REBAR® FLEX WESTERN VENTTEK™ INCOGNITO

Have job flexibility with Rebar® Flex Western. This platform provides flexible, lightweight comfort with shock absorption and an anatomical last for a true fit. Perfect for construction work or jobs that require repetitive kneeling and bending.



VentTEK™ upper combines full-grain leather with cooling mesh panels to enable air flow

100% non-metallic construction

Removeable All Day Cushioning insole

Oil- and slip-resisting Duratread™ outsole with outdoor traction lugs for debris release

Lightweight, shock-absorbing EVA midsole

Defined heel

REBAR FLEX WESTERN VENTTEK™ INCOGNITO

SIZES	D: 7-12, 13, 14	UPPER	10"
	EE: 7-12, 13, 14	TOE	Wide Square
PLATFORM	Rebar Flex Western	SLIP RESISTING	≥0.35



VENTTEK™



FEATURES Full-grain leather w/ VentTEK™ mesh panels • All Day Cushioning insole • 100% non-metallic • Mesh lining • Anatomical last for true fit • Cement construction • Lightweight, shock-absorbing EVA midsole • Oil- and slip-resisting Duratread™ outsole • Outdoor traction lugs w/ debris-releasing tread • Defined heel • Soft toe is ASTM F2892-18 EH rated

STYLE#	10040436
COLOR	Dark Earth/Golden Wheat
DETAILS	Full Vamp
AVAILABLE	Jul/Aug 2022
MSRP	\$189.95 294503



REBAR FLEX WESTERN H2O

SIZES	D: 7-12, 13, 14	UPPER	10"
	EE: 7-12, 13, 14	TOE	Wide Square
PLATFORM	Rebar Flex Western	SLIP RESISTING	≥0.35



FEATURES Waterproof Pro construction • Full-grain leather • All Day Cushioning insole • 100% non-metallic • Mesh lining • Four-row stitch pattern • Anatomical last for true fit • Cement construction • Lightweight, shock-absorbing EVA midsole • Oil- and slip-resisting Duratread™ outsole • Outdoor traction lugs w/ debris-releasing tread • Defined heel • Safety toe is ASTM F2413-18 M/I/C EH rated • Soft toe is ASTM F2892-18 EH rated

STYLE#	10021485
COLOR	Rye Brown/Olive Green
DETAILS	Saddle Vamp
AVAILABLE	At Once
MSRP	\$179.95 290003



STYLE#	10021486	CT
MSRP	\$189.95 295003	

STYLE#	10034157	CT
COLOR	Dark Brown/Black	
DETAILS	Full Vamp	
AVAILABLE	At Once	
MSRP	\$189.95 295003	



GROUNDBREAKER

Delivers versatile traction and comfort

FEATURES

- Lightweight stabilizing shank
- Oil- and slip-resisting Duratread™ outsole for maximum wear resistance, passes hot contact test at 300°C/572°F
- 90° heel

4LR™ EVERYDAY COMFORT AND STABILITY



BEST FOR

Construction, factory or warehouse work;
farm and ranch work

GROUNDBREAKER WIDE SQUARE TOE MET GUARD

SIZES	D: 7-12, 13, 14	UPPER	10"
	EE: 7-12, 13, 14	TOE	Wide Square
PLATFORM	Groundbreaker	SLIP RESISTING	≥0.35



FEATURES Full-grain leather foot w/ suede upper • All Day Cushioning insole • XRD® Internal Metatarsal Guard • Mesh lining • Four-row stitch pattern • Cement construction • Oil- and slip-resisting Duratread™ outsole • 90° heel • Safety toe is ASTM F2413-18 M/I/C EH rated • ASTM F2413-18 Mt rated for metatarsal protection

STYLE#	10020063	ST
COLOR	Brown	
DETAILS	SSW, Full Vamp	
AVAILABLE	At Once	
MSRP	\$189.95	
	298503	



GROUNDBREAKER WIDE SQUARE TOE

SIZES	D: 7-12, 13, 14	UPPER	10"
	EE: 7-12, 13, 14	TOE	Wide Square
PLATFORM	Groundbreaker	SLIP RESISTING	≥0.35



FEATURES Full-grain leather foot w/ suede upper • All Day Cushioning insole • Mesh lining • Four-row stitch pattern • Goodyear welt construction • Lightweight, shock-absorbing EVA midsole • Oil- and slip-resisting Duratread™ outsole • 90° heel • Safety toe is ASTM F2413-18 M/I/C EH rated • Soft toe is ASTM F2892-18 EH rated

STYLE#	10020059	
COLOR	Brown	
DETAILS	SSW, Full Vamp	
AVAILABLE	At Once	
MSRP	\$154.95	
	280003	
	D: 6, 6.5, 15	
	EE: 6, 6.5, 15	



STYLE#	10021108	ST
MSRP	\$164.95	
	283003	

STYLE#	10015191	ST
COLOR	Brown/Ember	
DETAILS	SSW, Full Vamp	
AVAILABLE	At Once	
MSRP	\$164.95	
	283003	



GROUNDBREAKER WIDE SQUARE TOE H2O

SIZES	D: 7-12, 13, 14	UPPER	10"
	EE: 7-12, 13, 14	TOE	Wide Square
PLATFORM	Groundbreaker	SLIP RESISTING	≥0.35



FEATURES Waterproof Pro construction • Full-grain leather foot w/ suede upper • All Day Cushioning insole • Mesh lining • Four-row stitch pattern • Cement construction • Oil- and slip-resisting Duratread™ outsole • 90° heel • Safety toe is ASTM F2413-18 M/I/C EH rated • Soft toe is ASTM F2892-18 EH rated

STYLE#	10024984
COLOR	Dark Brown
DETAILS	SSW, Full Vamp
AVAILABLE	At Once
MSRP	\$169.95
	288003

STYLE#	10024992	ST
MSRP	\$179.95	
	293003	



GROUNDWORK WIDE SQUARE TOE

SIZES	D: 7-12, 13, 14	UPPER	11"
	EE: 7-12, 13, 14	TOE	Wide Square
PLATFORM	Groundbreaker	SLIP RESISTING	≥0.35



FEATURES Full-grain leather foot • Leather collar and embroidered pull holes • All Day Cushioning insole • Mesh lining • Four-row stitch pattern • Cement construction • Oil- and slip-resisting Duratread™ outsole • 90° heel • Safety toe is ASTM F2413-18 M/I/C EH rated

STYLE#	10034717	ST
COLOR	Brown/Bitter Brown	
DETAILS	SSW, Full Vamp	
AVAILABLE	At Once	
MSRP	\$174.95	
	286503	



GROUNDBREAKER WIDE SQUARE TOE H2O

SIZES	D: 7-12, 13, 14	UPPER	10"
	EE: 7-12, 13, 14	TOE	Wide Square
PLATFORM	Groundbreaker	SLIP RESISTING	≥0.35



FEATURES Waterproof Pro construction • Full-grain leather and 900 denier nylon • All Day Cushioning insole • Mesh lining • Cement construction • Oil- and slip-resisting Duratread™ outsole • 90° heel • Safety toe is ASTM F2413-18 M/I/C EH rated

STYLE#	10015196	ST
COLOR	Palm Brown/Ballistic Brown	
DETAILS	SSW, Full Vamp	
AVAILABLE	At Once	
MSRP	\$184.95	
	293003	



TRACEY

Delivers real performance for women with durable, multi-surface traction

4LR™ EVERYDAY COMFORT AND STABILITY

FEATURES

- Lightweight stabilizing shank
- Indoor/outdoor Grip Strip™ sole tread design
- Oil- and slip-resisting Duratread™ outsole for maximum wear resistance, passes hot contact test at 300°C/572°F
- 90° heel



BEST FOR

Construction and warehouse work;
farm and ranch work


WOMEN'S TRACEY PULL-ON

SIZES **B: 6-10, 11**
PLATFORM **Tracey**

UPPER **9"**
TOE **Roper**
SLIP RESISTING **≥0.35**



FEATURES Premium full-grain leather • All Day Cushioning insole • Mesh lining • Six-row stitch pattern • Generous last • Cement construction • Lightweight, shock-absorbing EVA midsole • Oil- and slip-resisting Duratread™ outsole • Unique multi-surface traction design • 90° heel • Safety toe is ASTM F2413-18 F/I/C EH rated

STYLE# **10008634** 
COLOR **Dusted Brown**
DETAILS **SSW, Full Vamp**
AVAILABLE **At Once**
MSRP **\$164.95**
283003




WOMEN'S TRACEY PULL-ON H2O

SIZES **B: 6-10, 11**
PLATFORM **Tracey**

UPPER **9"**
TOE **Roper**
SLIP RESISTING **≥0.35**



FEATURES Waterproof Pro construction • Premium full-grain leather • All Day Cushioning insole • Mesh lining • Six-row stitch pattern • Generous last • Cement construction • Lightweight, shock-absorbing EVA midsole • Oil- and slip-resisting Duratread™ outsole • Unique multi-surface traction design • 90° heel • Safety toe is ASTM F2413-18 F/I/C EH rated

STYLE# **10015405** 
COLOR **Oily Distressed Brown/Turquoise**
DETAILS **SSW, Full Vamp**
AVAILABLE **At Once**
MSRP **\$184.95**
293003



ANTHEM WORK

Delivers Western work performance with multi-surface traction that is also stirrup-friendly

4LR™ EVERYDAY COMFORT AND STABILITY

FEATURES

- Lightweight stabilizing shank
- Shock-absorbing EVA midsole
- Oil- and slip-resisting Duratread™ outsole for maximum wear resistance, passes hot contact test at 300°C/572°F
- 90° heel



BEST FOR

Farm and ranch work, or general construction

WOMEN'S ANTHEM VENTTEK™

SIZES	B: 5.5-11, 12	UPPER	10"
	C: 6-11	TOE	Square
PLATFORM	Anthem	SLIP RESISTING	≥0.35



FEATURES Full-grain leather w/ VentTEK™ mesh panels • Removable comfort insole • Mesh lining • Cement construction • Lightweight, shock-absorbing EVA midsole • Oil- and slip-resisting Duratread™ outsole • 90° heel • Safety toe is ASTM F2413-18 F/I/C EH rated

STYLE#	10031663	⊕CT
COLOR	Chocolate Chip/ Turquoise	
DETAILS	DSW, Full Vamp	
AVAILABLE	At Once	
MSRP	\$174.95	
	288003	



WOMEN'S ANTHEM

SIZES	B: 5.5-11, 12	UPPER	10"
	C: 6-11	TOE	Square
PLATFORM	Anthem	SLIP RESISTING	≥0.35



FEATURES Full-grain leather • Removable comfort insole • Mesh lining • Six-row stitch pattern w/ embroidery • Cement construction • Lightweight, shock-absorbing EVA midsole • Oil- and slip-resisting Duratread™ outsole • 90° heel • Safety toe is ASTM F2413-18 F/I/C EH rated

STYLE#	10027420	⊕CT
COLOR	Latigo Brown/Arctic Ice	
DETAILS	DSW, Full Vamp	
AVAILABLE	At Once	
MSRP	\$164.95	
	283003	



WOMEN'S ANTHEM DECO


SIZES **B: 5.5-11, 12**
C: 6-11

PLATFORM **Anthem**

UPPER **10"**
TOE **Square**
SLIP RESISTING **≥0.35**



FEATURES Full-grain leather • Removable comfort insole • Mesh lining • Cement construction • Lightweight, shock-absorbing EVA midsole • Oil- and slip-resisting Duratread™ outsole • 90° heel • Safety toe is ASTM F2413-18 F/IC EH rated

STYLE# **10029498** 
COLOR **Brown Bomber**
DETAILS **DSW, Full Vamp**
AVAILABLE **At Once**
MSRP **\$164.95**
283003



FATBABY® WORK

Delivers Western work performance with multi-surface traction that is also stirrup-friendly

4LR™ EVERYDAY COMFORT AND STABILITY

FEATURES

- Lightweight stabilizing shank
- Oil- and slip-resisting Duratread™ outsole for maximum wear resistance, passes hot contact test at 300°C/572°F
- 90° heel



BEST FOR

Farm and ranch work, or general construction

WOMEN'S KRISTA PULL-ON H2O

SIZES	B: 5.5-10, 11, 12	UPPER	9"
	C: 6-11	TOE	Wide Square
PLATFORM	Fatbaby® Work	SLIP RESISTING	≥0.35



FEATURES Waterproof Pro construction • Premium full-grain leather • All Day Cushioning insole • Mesh lining • Six-row stitch pattern • Cement construction • Oil- and slip-resisting Duratread™ outsole • 90° heel • Safety toe is ASTM F2413-18 F/I/C EH rated

STYLE#	10029516	ST
COLOR	Dark Brown	
DETAILS	SSW, Full Vamp	
AVAILABLE	At Once	
MSRP	\$184.95	
	293003	





Cover

Table of Contents

Technology

WORK

WESTERN

Marketing Reference

Sizing Reference

Index

8K

REFERENCE

Hanging Work Banner

STYLE # 10025290

SIZE 5'W x 3'H



Vertical Work Banner

STYLE # 10025289

SIZE 2'W x 5'H

For use with the banner stand (10000888)



Ariat Work Rubber Floor Mat

STYLE # 10025300

SIZE 2.5'W x 4'L



Ariat Work Tufted Floor Mat

STYLE # 10032452

SIZE 3'W x 5'L



Ariat Work Tape Handle

STYLE # MKT1325

SIZE 23"W x 1.375"H



Work Authorized Retailer Cling

STYLE # 10034479

SIZE 10"W x 8"H



Big Rig Counter Card

STYLE # MKT1701 SIZE 11"W x 14"H



Contender Counter Card

STYLE # MKT1595 SIZE 11"W x 14"H



Endeavor Counter Card

STYLE # MKT1586 SIZE 11"W x 14"H



Groundbreaker Counter Card

STYLE # MKT1592 SIZE 11"W x 14"H



Intrepid™ Counter Card

STYLE # MKT1594 SIZE 11"W x 14"H



MasterGrip™ Counter Card

STYLE # MKT1593 SIZE 11"W x 14"H




OverDrive™ Counter Card

STYLE # MKT1591 SIZE 11"W x 14"H



Powerline Counter Card

STYLE # MKT1596 SIZE 11"W x 14"H



Rebar® Flex Counter Card

STYLE # MKT1597 SIZE 11"W x 14"H



Rebar® Wedge Counter Card

STYLE # MKT1599 SIZE 11"W x 14"H



RigTek™ Counter Card

STYLE # MKT1590 SIZE 11"W x 14"H



Sierra Counter Card

STYLE # MKT1588 SIZE 11"W x 14"H



Stryker 360 Counter Card

STYLE # MKT1587 SIZE 11"W x 14"H



Stump Jumper™ Counter Card

STYLE # MKT1584 SIZE 11"W x 14"H



Turbo Counter Card

STYLE # MKT1584 SIZE 11"W x 14"H



WorkHog® Counter Card

STYLE # MKT1589 SIZE 11"W x 14"H



WorkHog® XT Counter Card

STYLE # MKT1598 SIZE 11"W x 14"H



CSA Footwear Counter Card

STYLE # MKT1702 SIZE 11"W x 14"H



CSA Footwear Counter Card (French)

STYLE # MKT1730 SIZE 11"W x 14"H



Footwear Counter Card (Spanish)

STYLE # MKT1607 SIZE 11"W x 14"H



Ariat Work Counter Card

STYLE # MKT1509 SIZE 11"W x 14"H



Built To Last Counter Card

STYLE # MKT1512 SIZE 11"W x 14"H




Tough Gear For Tough Jobs Counter Card

STYLE # MKT1606 SIZE 11"W x 14"H



No Job Too Tough Counter Card

STYLE # MKT1605 SIZE 11"W x 14"H



No Job Too Tough Counter Card (Spanish)

STYLE # MKT1603 SIZE 11"W x 14"H



Quality Without Compromise Counter Card

STYLE # MKT1511 SIZE 11"W x 14"H



Quality Without Compromise Counter Card (Spanish)

STYLE # MKT1332 SIZE 11"W x 14"H



Quality Without Compromise Poster

STYLE # MKT1453 SIZE 16"W x 24"H



Quality Without Compromise Poster (Spanish)

STYLE # MKT1333 SIZE 16"W x 24"H



Big Rig Display Shelf

STYLE # 10037736 SIZE 16"W x 18.5"H x 6.5"D



Work Footwear Lozier Shelf Inserts

STYLE #

SIZE 9.75"W x 1.875"H

MKT1520 · 30 Day	UOM 6 PK
MKT1540 · 100% Non-Metallic	UOM 6 PK
MKT1533 · Carbon Toe	UOM 6 PK
MKT1532 · Comp Toe	UOM 6 PK
MKT1536 · Insulated	UOM 6 PK
MKT1857 · Glacier Grip	UOM 6 PK

MKT1537 · Met Guard	UOM 6 PK
MKT1538 · Puncture Resistant	UOM 6 PK
MKT1530 · Safety Toe	UOM 6 PK
MKT1534 · Soft Toe	UOM 6 PK
MKT1539 · Static Dissipative	UOM 6 PK

MKT1531 · Steel Toe	UOM 6 PK
MKT1854 · USA Assembled	UOM 6 PK
MKT1535 · Waterproof	UOM 6 PK
MKT1541 · Women's	UOM 6 PK
MKT1542 · Ariat Work (blank)	UOM 6 PK

*For use with Lozier Shoe Shelf.



Ariat Work Full Wall Example



DIFFERENT WALL SCENARIOS:

- ❶ Shown with Wall Backer, Shelf Backer, and Shoe Shelf Magnet
- ❷ Shown with Shelf Backer, and Shoe Shelf Magnet
- ❸ Shown with Shoe Shelf Magnet only
- ❹ Shown with Wall Backer and Shoe Shelf Magnet

Ariat Work Wall Backer

STYLE # 10032443 UOM 1 PK SIZE 12"W x 60"H



Ariat Work Shelf Backers

STYLE # SIZE 11"W x 11"H

MKT1700 · Big Rig	UOM 1 PK
MKT1566 · Contender	UOM 1 PK
MKT1565 · Edge LTE	UOM 1 PK
MKT1568 · Endeavor	UOM 1 PK
MKT1570 · Groundbreaker	UOM 1 PK
MKT1563 · MasterGrip™	UOM 1 PK
MKT1573 · OverDrive™	UOM 1 PK
MKT1564 · Powerline	UOM 1 PK
MKT1562 · Rebar® Flex	UOM 1 PK
MKT1561 · Rebar® Wedge	UOM 1 PK
MKT1574 · Sierra	UOM 1 PK
MKT1569 · Stryker 360	UOM 1 PK
MKT1855 · Stump Jumper™	UOM 1 PK
MKT1567 · Telluride Work	UOM 1 PK
MKT1560 · Turbo	UOM 1 PK
MKT1572 · WorkHog®	UOM 1 PK
MKT1571 · WorkHog® XT	UOM 1 PK
MKT1575 · Ariat Work (blank)	UOM 1 PK



Ariat Work Shoe Shelf Magnets

STYLE # SIZE 11"W x 1.5"H

MKT1558 · 30 Day	UOM 4 PK
MKT1556 · 100% Non-Metallic	UOM 4 PK
MKT1549 · Carbon Toe	UOM 4 PK
MKT1548 · Comp Toe	UOM 4 PK
MKT1731 · CSA®	UOM 4 PK
MKT1732 · CSA® (French)	UOM 4 PK
MKT1856 · Glacier Grip™	UOM 4 PK
MKT1552 · Insulated	UOM 4 PK
MKT1553 · Met Guard	UOM 4 PK
MKT1554 · Puncture Resistant	UOM 4 PK
MKT1546 · Safety Toe	UOM 4 PK
MKT1550 · Soft Toe	UOM 4 PK
MKT1555 · Static Dissipative	UOM 4 PK
MKT1547 · Steel Toe	UOM 4 PK
MKT1854 · USA Assembled	UOM 4 PK
MKT1551 · Waterproof	UOM 4 PK
MKT1557 · Womens	UOM 4 PK
MKT1559 · Ariat Work (blank)	UOM 4 PK



INTERNATIONAL SIZING EQUIVALENTS

MEN	UK	6	6.5	7	7.5	8	8.5	9	9.5	10	10.5	11	12	13	14	15	16	17				
	EUROPE*	39	40	41	41.5	42	42.5	43	44	44.5	45	46	47	48	49	50	51	52				
	USA	7	7.5	8	8.5	9	9.5	10	10.5	11	11.5	12	13	14	15	16	17	18				

WOMEN	UK	1.5	2	2.5	3	3.5	4	4.5	5	5.5	6	6.5	7	7.5	8	8.5	9				
	EUROPE*	33.5	34	34.5	36	36.5	37	37.5	38	38.5	39	40	41	41.5	42	42.5	43				
	USA	4	4.5	5	5.5	6	6.5	7	7.5	8	8.5	9	9.5	10	10.5	11	12				

* EUROPEAN MEASUREMENTS ARE TAKEN TO THEIR NEAREST HALF SIZE.

MEN'S WORK EXTRA SIZES

STYLE	COLOR	SAFETY TOE	PAGE	D			EE			B								
				6	6.5	15	6	6.5	15	9	9.5	10	10.5	11	11.5	12	13	
CASCADE 8"																		
10002420	SUNSHINE WILDCAT	N/A	71			X	X	X		X	X	X	X	X	X	X	X	X
ENDEAVOR 6" H2O																		
10031659	CHOCOLATE BROWN	N/A	21			X			X									
10031591	CHOCOLATE BROWN	CARBON TOE	21			X			X									
ENDEAVOR 8" H2O																		
10038373	CHOCOLATE BROWN	CARBON TOE	21			X			X									
GROUNDBREAKER WIDE SQUARE TOE																		
10020059	BROWN	N/A	75	X	X	X	X	X	X									
INTREPID™ VENTTEK™																		
10023042	BRUIN BROWN/SASSY ORANGE	COMPOSITE TOE	53			X			X									
10020072	COCOA BROWN/WORK ORANGE	COMPOSITE TOE	53			X			X									
OUTPACE																		
10040283	BLACK	COMPOSITE TOE	48			X			X									
POWERLINE 8" H2O																		
10018563	OILY DISTRESSED BROWN	N/A	22			X			X									
10018566	OILY DISTRESSED BROWN	COMPOSITE TOE	22			X			X									
POWERLINE 8" H2O 400G																		
10018567	OILY DISTRESSED BROWN	COMPOSITE TOE	22			X			X									
POWERLINE H2O 400G																		
10018569	OILY DISTRESSED BROWN	COMPOSITE TOE	23			X			X									
REBAR® WEDGE 6" MOC TOE H2O																		
10035916	RUSTED COPPER	N/A	34	X	X		X	X										
10035917	RUSTED COPPER	COMPOSITE TOE	34	X	X		X	X										
10044539	AGED HONEY	N/A	34	X	X		X	X										
10044540	AGED HONEY	COMPOSITE TOE	34	X	X		X	X										
REBAR® WEDGE ORGULLO MEXICANO H2O																		
10042497	AGED HONEY	N/A	35	X	X		X	X										
REBAR® WEDGE PULL-ON																		
10023099	GOLDEN GRIZZLY	COMPOSITE TOE	35	X	X		X	X										
SIERRA																		
10004986	AGED BARK	N/A	70				X	X				X	X	X	X	X	X	X

Sizing Reference MEN'S WORK EXTRA SIZES

MEN'S WORK EXTRA SIZES (CONT.)

STYLE	COLOR	SAFETY TOE	PAGE	D			EE			B							
				6	6.5	15	6	6.5	15	9	9.5	10	10.5	11	11.5	12	13
SIERRA SADDLE																	
10002304	AGED BARK	N/A	70			X	X	X				X	X	X	X	X	X
SIERRA SHOCK SHIELD® WIDE SQUARE TOE																	
10042555	DARK BROWN/GRASS GREEN	N/A	69			X			X								
10042541	DARK BROWN/GRASS GREEN	STEEL TOE	69			X			X								
SIERRA SHOCK SHIELD® WIDE SQUARE TOE H20																	
10044545	DISTRESSED BROWN	N/A	69			X			X								
10044544	DISTRESSED BROWN	STEEL TOE	69			X			X								
SIERRA SHOCK SHIELD® PATRIOT WIDE SQUARE TOE																	
10044505	DISTRESSED BROWN	N/A	69			X			X								
10044426	DISTRESSED BROWN	STEEL TOE	69			X			X								
STUMP JUMPER™ 6" H20																	
10038299	DARK HICKORY	COMPOSITE TOE	25			X			X								
STUMP JUMPER™ 8" H20 600G CSA® GLACIER GRIP™																	
10038283	IRON COFFEE	COMPOSITE TOE	25			X			X								
STUMP JUMPER™ PULL-ON H20																	
10038282	IRON COFFEE	COMPOSITE TOE	25			X			X								
TREADFAST 6"																	
10034672	DISTRESSED BROWN	N/A	43	X	X	X	X	X	X								
10034671	DISTRESSED BROWN	STEEL TOE	43	X	X	X	X	X	X								
TREADFAST 6" H20																	
10040266	DARK BROWN	N/A	43	X	X	X	X	X	X								
10034673	DARK BROWN	STEEL TOE	43	X	X	X	X	X	X								
TREADFAST 8" H20																	
10042484	DARK BROWN	N/A	44	X	X	X	X	X	X								
10042496	DARK BROWN	STEEL TOE	44	X	X	X	X	X	X								
WORKHOG® PULL-ON																	
10001188	AGED BARK/ARMY GREEN	N/A	64			X						X	X	X	X	X	X
10001191	AGED BARK/ARMY GREEN	COMPOSITE TOE	64									X	X	X	X	X	X
WORKHOG® PULL-ON H20																	
10008633	AGED BARK/ARMY GREEN	N/A	64									X	X	X	X	X	X
10008635	AGED BARK/ARMY GREEN	COMPOSITE TOE	64									X	X	X	X	X	X
WORKHOG® WIDE SQUARE TOE																	
10005888	DARK EARTH/BRICK	N/A	62	X	X	X	X	X	X			X	X	X	X	X	X
10006961	DARK EARTH/BRICK	STEEL TOE	62	X	X	X	X	X	X			X	X	X	X	X	X
WORKHOG® WIDE SQUARE TOE H20																	
10017436	BRUIN BROWN/COFFEE	N/A	62									X	X	X	X	X	X
10017420	BRUIN BROWN/COFFEE	COMPOSITE TOE	62									X	X	X	X	X	X
WORKHOG® XT 8" BOA® H20																	
10038922	CHOCOLATE BROWN	CARBON TOE	56			X			X								

Sizing Reference MEN'S WORK EXTRA SIZES / MEN'S BIG RIG EXTRA SIZES

MEN'S WORK EXTRA SIZES (CONT.)

STYLE	COLOR	SAFETY TOE	PAGE	D			EE			B								
				6	6.5	15	6	6.5	15	9	9.5	10	10.5	11	11.5	12	13	
WORKHOG® XT COTTONWOOD																		
10038320	BROWN OILED ROWDY/ MIDNIGHT BLUE	N/A	57			X			X									
10038317	BROWN OILED ROWDY/ MIDNIGHT BLUE	CARBON TOE	57			X			X									
10038323	DARK EARTH/BRICK	N/A	57			X			X			X	X	X	X	X	X	
10038321	DISTRESSED BROWN	N/A	57			X			X			X	X	X	X	X	X	
10038318	DISTRESSED BROWN	N/A	57			X			X			X	X	X	X	X	X	
WORKHOG® XT DARE																		
10024952	BRUIN BROWN/CRAZY BLACK	CARBON TOE	58			X			X									
WORKHOG® XT PATRIOT H2O																		
10036002	DISTRESSED BROWN	N/A	58			X			X									
WORKHOG® XT VENTTEK™ BOLD																		
10031507	IRON COFFEE/ROUGHNECK	CARBON TOE	56			X			X									
WORKHOG® XT VENTTEK™ BOLD H2O																		
10035881	IRON/ACID	CARBON TOE	57			X			X									
WORKHOG® XT VENTTEK™ H2O																		
10035984	RYE BROWN/STORM	N/A	57			X			X									
10036005	RYE BROWN/STORM	CARBON TOE	57			X			X									
WORKHOG® XT WIDE SQUARE TOE BOA®																		
10038923	DARK EARTH/BLACK	CARBON TOE	56			X			X									
WORKHOG® XT WIDE SQUARE TOE BOA® H2O																		
10038921	AGED BARK/BROWN	N/A	56			X			X									
10038924	BRUIN BROWN/DARK FOREST	CARBON TOE	56			X			X									
WORKHOG® XT WIDE SQUARE TOE H2O																		
10031474	DISTRESSED BROWN/BRAVO BROWN	N/A	58			X			X									
10031483	DISTRESSED BROWN/BRAVO BROWN	CARBON TOE	58			X			X									
10024971	TUMBLD BARK/DARK FOREST	N/A	58			X			X									
10024966	TUMBLD BARK/DARK FOREST	CARBON TOE	58			X			X									
10024968	OILY DISTRESSED BROWN/ BLACK	CARBON TOE	58			X			X									

MEN'S WORK BIG RIG EXTRA SIZES

STYLE	COLOR	SAFETY TOE	PAGE	EE						EEEE											
				6	6.5	15	16	17	18	8	8.5	9	9.5	10	10.5	11	11.5	12	13	14	15
BIG RIG																					
10033963	RYE BROWN/WICKER	N/A	67	X	X	X	X	X	X	X	X	X	X	X	X	X	X	X	X	X	
10033966	IRON COFFEE/SLATE	COMPOSITE TOE	67	X	X	X	X	X	X	X	X	X	X	X	X	X	X	X	X	X	
BIG RIG H2O																					
10033991	DARK BROWN/DISTRESSED BROWN	N/A	67	X	X	X	X	X	X	X	X	X	X	X	X	X	X	X	X	X	
10033993	DARK BROWN/DISTRESSED BROWN	COMPOSITE TOE	67	X	X	X	X	X	X	X	X	X	X	X	X	X	X	X	X	X	

Sizing Reference WOMEN'S WORK EXTRA SIZES

WOMEN'S WORK EXTRA SIZES

STYLE	COLOR	SAFETY TOE	PAGE	B		C/WIDE										
				12	6	6.5	7	7.5	8	8.5	9	9.5	10	10.5	11	
ANTHEM DECO																
10029498	BROWN BOMBER	COMPOSITE TOE	79	X	X	X	X	X	X	X	X	X	X	X	X	X
ANTHEM PULL-ON																
10027420	LATIGO BROWN/ARCTIC ICE	COMPOSITE TOE	78	X	X	X	X	X	X	X	X	X	X	X	X	X
ANTHEM VENTTEK™																
10031663	ROYAL CHOCOLATE/TURQUOISE	COMPOSITE TOE	78	X	X	X	X	X	X	X	X	X	X	X	X	X
CASEY 6"																
10033921	SHADOW	COMPOSITE TOE	42	X	X	X	X	X	X	X	X	X	X	X	X	X
CASUAL WORK MID LACE SD																
10020097	NUTTY BROWN	COMPOSITE TOE	45		X	X	X	X	X	X	X	X	X	X	X	X
EDGE LTE MOC																
10035978	DARK BROWN	COMPOSITE TOE	41		X	X	X	X	X	X	X	X	X	X	X	X
10042485	DESERT BROWN/CHEETAH	COMPOSITE TOE	41		X	X	X	X	X	X	X	X	X	X	X	X
EXPERT SAFETY CLOG SD																
10011976	BLACK	COMPOSITE TOE	46		X	X	X	X	X	X	X					
KRISTA PULL-ON H2O																
10029516	DARK BROWN	STEEL TOE	80	X	X	X	X	X	X	X	X	X	X	X	X	X
MACEY™																
10005947	DARK PEANUT	N/A	42	X												
OUTPACE																
10040324	BLACK/CHARCOAL	COMPOSITE TOE	48		X	X	X	X	X	X	X	X	X	X		
OUTPACE SD																
10044427	EBONY	COMPOSITE TOE	48	X	X	X	X	X	X	X	X	X	X	X	X	X
REBAR® WEDGE MOC TOE H2O																
10035770	STEEL GREY	N/A	35		X	X	X	X	X	X	X	X	X	X	X	X
10043240	STEEL GREY	COMPOSITE TOE	35		X	X	X	X	X	X	X	X	X	X	X	X
10038336	AGED HONEY	N/A	35		X	X	X	X	X	X	X	X	X	X	X	X
10038335	AGED HONEY	COMPOSITE TOE	35		X	X	X	X	X	X	X	X	X	X	X	X
TREADFAST 6" H2O																
10040404	DARK BROWN	N/A	44	X	X	X	X	X	X	X	X	X	X	X	X	X
10040405	DARK BROWN	STEEL TOE	44	X	X	X	X	X	X	X	X	X	X	X	X	X
WOMEN'S SHIFTRUNNER™																
10042566	SMOKY GREY	N/A	50	X	X	X	X	X	X	X	X	X	X	X	X	X
10042567	BLUE WAVES	N/A	50	X	X	X	X	X	X	X	X	X	X	X	X	X
10042568	WINETASTING	N/A	50	X	X	X	X	X	X	X	X	X	X	X	X	X

SLIP RESISTANCE RATING OF >.35

Special Note on Slip Resistance

Certain indoor industrial plants have specific slip resistance needs — not all Ariat® boots that are “slip resisting” may be appropriate for these environments. As a guideline, many Safety Directors look for work footwear to rate .35 or higher, oily/wet conditions on Mark II to be appropriate for indoor manufacturing environments. Ariat® offers a range of styles that meet or exceed this level of slip resistance.

STYLE NAME	GENDER	STYLE #	PAGE
Anthem Deco	Women's	10029498	79
Anthem VentTEK™	Women's	10031663	78
Anthem	Women's	10027420	78
Big Rig H2O	Men's	10033991	67
Big Rig H2O	Men's	10033993	67
Big Rig	Men's	10033963	67
Big Rig	Men's	10033966	67
Cascade 8" H2O	Men's	10002397	71
Cascade 8"	Men's	10002418	71
Cascade 8"	Men's	10002420	71
Cascade 8" Wide Square Toe	Men's	10011916	71
Cascade 8" Wide Square Toe	Men's	10011917	71
Casey 6"	Women's	10033921	42
Casual Work Mid Lace SD	Women's	10020097	45
Catalyst™ VX Work 8" Met Guard H2O	Men's	10021706	18
Catalyst™ VX Work Wide Square Toe H2O	Men's	10016253	52
Edge LTE Chukka H2O	Men's	10024953	39
Edge LTE Chukka	Men's	10024951	40
Edge LTE Chukka Metguard	Men's	10034149	39
Edge LTE Chukka SD	Men's	10038398	41
Edge LTE Moc H2O	Men's	10024956	40
Edge LTE Moc	Men's	10024954	40
Edge LTE Moc	Men's	10044578	40
Edge LTE Moc	Women's	10035978	41
Edge LTE Moc	Women's	10042485	41
Edge LTE Slip-On SD	Men's	10029530	41
Endeavor 6" H2O	Men's	10031591	21
Endeavor 6" H2O	Men's	10031659	21
Endeavor 8" H2O	Men's	10038373	21
Expert Safety Clog SD	Women's	10011976	46
Groundbreaker 6"	Men's	10016256	37
Groundbreaker Chelsea H2O	Men's	10024983	37
Groundbreaker Pull-On	Men's	10014238	38
Groundbreaker Pull-On	Men's	10014241	38
Groundbreaker Wide Square Toe H2O	Men's	10015196	76
Groundbreaker Wide Square Toe H2O	Men's	10024984	76
Groundbreaker Wide Square Toe H2O	Men's	10024992	76
Groundbreaker Wide Square Toe	Men's	10015191	75
Groundbreaker Wide Square Toe	Men's	10020059	75
Groundbreaker Wide Square Toe	Men's	10021108	75
Groundbreaker Wide Square Toe Met Guard	Men's	10020063	75
Groundwork Wide Square Toe	Men's	10034717	76
Intrepid™ 8" H2O	Men's	10020079	53
Intrepid™ VentTEK™	Men's	10020072	53
Intrepid™ VentTEK™	Men's	10023042	53
Krista Pull-On H2O	Women's	10029516	80
Macey™	Women's	10005947	42
Macey™	Women's	10005949	42
Mastergrip™ Pull-On SD	Men's	10020094	26
Outpace	Men's	10040282	48
Outpace	Men's	10040283	48
Outpace SD	Men's	10040319	48

STYLE NAME	GENDER	STYLE #	PAGE
Outpace SD	Women's	10044427	48
Outpace	Women's	10040322	48
Outpace	Women's	10040323	48
Outpace	Women's	10040324	48
Overdrive™ 8" Wide Square Toe H2O	Men's	10012940	54
Overdrive™ Pull-On H2O	Men's	10010901	19
Overdrive™ Wide Square Toe	Men's	10011933	54
Overdrive™ XTR Pull-On H2O	Men's	10012942	19
Rebar® Flex 6"	Men's	10021495	33
Rebar® Flex Western H2O	Men's	10021485	74
Rebar® Flex Western H2O	Men's	10021486	74
Rebar® Flex Western H2O	Men's	10034157	74
Rebar® Flex Western VentTEK™ Incognito	Men's	10040436	74
RigTek™ 8" Wide Square Toe	Men's	10012927	65
RigTek™ Wide Square Toe H2O	Men's	10012932	65
RigTek™ Wide Square Toe H2O	Men's	10034156	65
ShiftRunner™	Men's	10042569	50
ShiftRunner™	Men's	10042570	50
ShiftRunner™	Women's	10042566	50
ShiftRunner™	Women's	10042567	50
ShiftRunner™	Women's	10042568	50
Sierra H2O	Men's	10002385	70
Sierra	Men's	10004986	70
Sierra Saddle	Men's	10002304	70
Sierra Shock Shield® Wide Square Toe	Men's	10042541	69
Sierra Shock Shield® Wide Square Toe	Men's	10042555	69
Sierra Shock Shield® Patriot Wide Square Toe	Men's	10044426	69
Sierra Shock Shield® Patriot Wide Square Toe	Men's	10044505	69
Sierra Shock Shield® Wide Square Toe H2O	Men's	10044544	69
Sierra Shock Shield® Wide Square Toe H2O	Men's	10044545	69
Sierra Wide Square Toe	Men's	10010134	70
Sierra Wide Square Toe	Men's	10010148	70
Sierra Wide Square Toe	Men's	10017434	70
Sierra Wide Square Toe Puncture Resistant	Men's	10012948	69
Stump Jumper™ 6" H2O	Men's	10038299	25
Stump Jumper™ Pull-On H2O	Men's	10038282	25
Telluride Work H2O	Women's	10029481	27
Tracey Pull-On H2O	Women's	10015405	77
Tracey Pull-On	Women's	10008634	77
Treadfast 6" H2O	Men's	10034673	43
Treadfast 6" H2O	Men's	10040266	43
Treadfast 6" H2O	Women's	10040404	44
Treadfast 6" H2O	Women's	10040405	44
Treadfast 6"	Men's	10034671	43
Treadfast 6"	Men's	10034672	43
Treadfast 8" H2O	Men's	10042484	44
Treadfast 8" H2O	Men's	10042496	44
WorkHog® 8" H2O	Men's	10011939	63
WorkHog® 8" H2O	Men's	10011943	63
WorkHog® 8"	Men's	10016266	63
WorkHog® Mesteno H2O	Men's	10015400	61
WorkHog® Patriot	Men's	10022968	61
WorkHog® Patriot	Men's	10023100	61
WorkHog® Pull-On H2O	Men's	10001198	64
WorkHog® Pull-On H2O	Men's	10001200	64
WorkHog® Pull-On H2O	Men's	10008633	64
WorkHog® Pull-On H2O	Men's	10008635	64
WorkHog® Pull-On	Men's	10001187	64
WorkHog® Pull-On	Men's	10001188	64
WorkHog® Pull-On	Men's	10001191	64
WorkHog® Wellington H2O	Men's	10020092	63
WorkHog® Wide Square Toe CSA®	Men's	10017170	59
WorkHog® Wide Square Toe H2O 400G	Men's	10018555	60
WorkHog® Wide Square Toe H2O 600G CSA®	Men's	10023280	59
WorkHog® Wide Square Toe H2O CSA®	Men's	10017175	60
WorkHog® Wide Square Toe H2O	Men's	10010133	62

Index by SLIP RESISTANCE RATING OF >.35 / WATERPROOF

SLIP RESISTANCE RATING OF >.35 (CONT.)

STYLE NAME	GENDER	STYLE #	PAGE	STYLE NAME	GENDER	STYLE #	PAGE
WorkHog® Wide Square Toe H2O	Men's	10017420	62	WorkHog® XT Dare	Men's	10024952	58
WorkHog® Wide Square Toe H2O	Men's	10017436	62	WorkHog® XT Patriot H2O	Men's	10036002	58
WorkHog® Wide Square Toe	Men's	10005888	62	WorkHog® XT VentTEK™ Bold H2O	Men's	10035881	57
WorkHog® Wide Square Toe	Men's	10006961	62	WorkHog® XT VentTEK™ Bold	Men's	10031507	56
WorkHog® Wide Square Toe	Men's	10031672	62	WorkHog® XT VentTEK™ H2O	Men's	10035984	57
WorkHog® Wide Square Toe Met Guard CSA®	Men's	10017174	60	WorkHog® XT VentTEK™ H2O	Men's	10036005	57
WorkHog® Wide Square Toe Met Guard H2O	Men's	10016265	60	WorkHog® XT Wide Square Toe BOA® H2O	Men's	10038921	56
WorkHog® Wide Square Toe Tall	Men's	10008205	61	WorkHog® XT Wide Square Toe BOA® H2O	Men's	10038924	56
WorkHog® Wide Square Toe VentTEK™	Men's	10020083	61	WorkHog® XT Wide Square Toe BOA®	Men's	10038923	56
WorkHog® Wide Square Toe VentTEK™	Men's	10020084	61	WorkHog® XT Wide Square Toe H2O	Men's	10024966	58
WorkHog® XT 8" BOA® H2O	Men's	10038922	56	WorkHog® XT Wide Square Toe H2O	Men's	10024968	58
WorkHog® XT Cottonwood	Men's	10038317	57	WorkHog® XT Wide Square Toe H2O	Men's	10024971	58
WorkHog® XT Cottonwood	Men's	10038318	57	WorkHog® XT Wide Square Toe H2O	Men's	10031474	58
WorkHog® XT Cottonwood	Men's	10038320	57	WorkHog® XT Wide Square Toe H2O	Men's	10031483	58
WorkHog® XT Cottonwood	Men's	10038321	57				
WorkHog® XT Cottonwood	Men's	10038323	57				

WATERPROOF

STYLE NAME	GENDER	STYLE #	PAGE	STYLE NAME	GENDER	STYLE #	PAGE
Big Rig H2O	Men's	10033991	67	Sierra H2O	Men's	10002385	70
Big Rig H2O	Men's	10033993	67	Sierra Shock Shield® Wide Square Toe H2O	Men's	10044544	69
Cascade 8" H2O	Men's	10002397	71	Sierra Shock Shield® Wide Square Toe H2O	Men's	10044545	69
Catalyst™ VX Work 8" Met Guard H2O	Men's	10021706	18	Stump Jumper™ 6" H2O	Men's	10038299	25
Catalyst™ VX Work Wide Square Toe H2O	Men's	10016253	52	Stump Jumper™ 8" H2O 600g CSA® Glacier Grip™	Men's	10038283	25
Edge LTE Chukka H2O	Men's	10024953	39	Stump Jumper™ Pull-On H2O	Men's	10038282	25
Edge LTE Moc H2O	Men's	10024956	40	Telluride Work H2O	Women's	10029481	27
Endeavor 6" H2O	Men's	10031591	21	Tracey Pull-On H2O	Women's	10015405	77
Endeavor 6" H2O	Men's	10031659	21	Treadfast 6" H2O	Men's	10034673	43
Endeavor 8" H2O	Men's	10038373	21	Treadfast 6" H2O	Men's	10040266	43
Groundbreaker Chelsea H2O	Men's	10024983	37	Treadfast 6" H2O	Women's	10040404	44
Groundbreaker Wide Square Toe H2O	Men's	10015196	76	Treadfast 6" H2O	Women's	10040405	44
Groundbreaker Wide Square Toe H2O	Men's	10024984	76	Treadfast 8" H2O	Men's	10042484	44
Groundbreaker Wide Square Toe H2O	Men's	10024992	76	Treadfast 8" H2O	Men's	10042496	44
Intrepid™ 8" H2O	Men's	10020079	53	Turbo 6" H2O CSA®	Men's	10029132	31
Krista Pull-On H2O	Women's	10029516	80	Turbo 6" H2O CSA®	Men's	10029134	31
Overdrive™ 8" Wide Square Toe H2O	Men's	10012940	54	Turbo 6" H2O	Men's	10027335	29
Overdrive™ Pull-On H2O	Men's	10010901	19	Turbo 6" H2O	Men's	10032608	29
Overdrive™ XTR Pull-On H2O	Men's	10012942	19	Turbo 6" USA Assembled H2O	Men's	10036739	29
Powerline 8" H2O 400G	Men's	10018567	22	Turbo 8" H2O CSA®	Men's	10029136	31
Powerline 8" H2O	Men's	10018563	22	Turbo 8" H2O	Men's	10027326	30
Powerline 8" H2O	Men's	10018566	22	Turbo 8" USA Assembled H2O	Men's	10036737	29
Powerline H2O 400G	Men's	10018569	23	Turbo Chelsea H2O	Men's	10027330	30
Rebar® Flex Western H2O	Men's	10021485	74	Turbo Chelsea H2O	Men's	10027331	30
Rebar® Flex Western H2O	Men's	10021486	74	Turbo Chelsea H2O	Men's	10032609	30
Rebar® Flex Western H2O	Men's	10034157	74	Turbo Chelsea USA Assembled H2O	Men's	10036738	29
Rebar® Wedge 6" H2O	Men's	10035945	34	Turbo Outlaw 6" H2O	Men's	10033985	31
Rebar® Wedge 6" H2O	Men's	10035946	34	Turbo Outlaw 6" H2O	Men's	10033996	31
Rebar® Wedge 6" Moc Toe H2O	Men's	10035916	34	Turbo Outlaw 8" H2O 400g CSA®	Men's	10033997	31
Rebar® Wedge 6" Moc Toe H2O	Men's	10035917	34	Turbo Outlaw 8" Metguard H2O CSA®	Men's	10033998	32
Rebar® Wedge 6" Moc Toe H2O	Men's	10044539	34	Turbo Pull-On H2O	Men's	10027328	30
Rebar® Wedge 6" Moc Toe H2O	Men's	10044540	34	Turbo Pull-On Moc Toe H2O	Men's	10040396	30
Rebar® Wedge Chelsea H2O	Women's	10042481	36	Turbo Pull-On Moc Toe H2O	Men's	10040397	30
Rebar® Wedge Chelsea H2O	Women's	10042482	36	WorkHog® 8" H2O	Men's	10011939	63
Rebar® Wedge Chelsea H2O	Women's	10042563	36	WorkHog® 8" H2O	Men's	10011943	63
Rebar® Wedge Chelsea H2O	Women's	10042564	36	WorkHog® Mesteno H2O	Men's	10015400	61
Rebar® Wedge Moc Toe H2O	Women's	10035770	35	WorkHog® Pull-On H2O	Men's	10001198	64
Rebar® Wedge Moc Toe H2O	Women's	10038335	35	WorkHog® Pull-On H2O	Men's	10001200	64
Rebar® Wedge Moc Toe H2O	Women's	10038336	35	WorkHog® Pull-On H2O	Men's	10008633	64
Rebar® Wedge Moc Toe H2O	Women's	10043240	35	WorkHog® Pull-On H2O	Men's	10008635	64
Rebar® Wedge Orgullo Mexicano H2O	Men's	10042497	35	WorkHog® Wellington H2O	Men's	10020092	63
Rebar® Wedge Pull-On H2O	Men's	10042862	35	WorkHog® Wide Square Toe H2O 400G	Men's	10018555	60
RigTek™ Wide Square Toe H2O	Men's	10012932	65	WorkHog® Wide Square Toe H2O 600G CSA®	Men's	10023280	59
RigTek™ Wide Square Toe H2O	Men's	10034156	65	WorkHog® Wide Square Toe H2O CSA®	Men's	10017175	60

Index by WATERPROOF / INSULATED / MET GUARD / STATIC DISSIPATIVE

WATERPROOF (CONT.)

STYLE NAME	GENDER	STYLE #	PAGE	STYLE NAME	GENDER	STYLE #	PAGE
WorkHog® Wide Square Toe H2O	Men's	10010133	62	WorkHog® XT Wide Square Toe BOA® H2O	Men's	10038921	56
WorkHog® Wide Square Toe H2O	Men's	10017420	62	WorkHog® XT Wide Square Toe BOA® H2O	Men's	10038924	56
WorkHog® Wide Square Toe H2O	Men's	10017436	62	WorkHog® XT Wide Square Toe H2O	Men's	10024966	58
WorkHog® Wide Square Toe Met Guard H2O	Men's	10016265	60	WorkHog® XT Wide Square Toe H2O	Men's	10024968	58
WorkHog® XT 8" BOA® H2O	Men's	10038922	56	WorkHog® XT Wide Square Toe H2O	Men's	10024971	58
WorkHog® XT Patriot H2O	Men's	10036002	58	WorkHog® XT Wide Square Toe H2O	Men's	10031474	58
WorkHog® XT VentTEK™ Bold H2O	Men's	10035881	57	WorkHog® XT Wide Square Toe H2O	Men's	10031483	58
WorkHog® XT VentTEK™ H2O	Men's	10035984	57				
WorkHog® XT VentTEK™ H2O	Men's	10036005	57				

3M THINSULATE™ INSULATED

Xrd MET GUARD

SD STATIC DISSIPATIVE



STYLE NAME **Powerline 8" H2O 400G**
 GENDER Men's
 SAFETY TOE Composite Toe
 STYLE # **10018567** PAGE # **22**



STYLE NAME **Catalyst™ VX Work 8" Met Guard H2O**
 GENDER Men's
 SAFETY TOE Composite Toe
 STYLE # **10021706** PAGE # **18**



STYLE NAME **Casual Work Mid Lace SD**
 GENDER Women's
 SAFETY TOE Composite Toe
 STYLE # **10020097** PAGE # **45**



STYLE NAME **Powerline H2O 400G**
 GENDER Men's
 SAFETY TOE Composite Toe
 STYLE # **10018569** PAGE # **23**



STYLE NAME **Edge LTE Chukka Metguard**
 GENDER Men's
 SAFETY TOE Composite Toe
 STYLE # **10034149** PAGE # **39**



STYLE NAME **Edge LTE Chukka SD**
 GENDER Men's
 SAFETY TOE Composite Toe
 STYLE # **10038398** PAGE # **41**



STYLE NAME **Stump Jumper™ 8" H2O 600g CSA® Glacier Grip™**
 GENDER Men's
 SAFETY TOE Composite Toe
 STYLE # **10038283** PAGE # **25**



STYLE NAME **Groundbreaker Wide Square Toe Met Guard**
 GENDER Men's
 SAFETY TOE Steel Toe
 STYLE # **10020063** PAGE # **75**



STYLE NAME **Edge LTE Slip-On SD**
 GENDER Men's
 SAFETY TOE Composite Toe
 STYLE # **10029530** PAGE # **41**



STYLE NAME **Turbo Outlaw 8" H2O 400g CSA®**
 GENDER Men's
 SAFETY TOE Carbon Toe
 STYLE # **10033997** PAGE # **31**



STYLE NAME **Turbo Outlaw 8" Metguard H2O CSA®**
 GENDER Men's
 SAFETY TOE Carbon Toe
 STYLE # **10033998** PAGE # **32**



STYLE NAME **Expert Safety Clog SD**
 GENDER Women's
 SAFETY TOE Composite Toe
 STYLE # **10011976** PAGE # **46**



STYLE NAME **WorkHog® Wide Square Toe H2O 600G CSA®**
 GENDER Men's
 SAFETY TOE Composite Toe
 STYLE # **10023280** PAGE # **59**



STYLE NAME **WorkHog® Wide Square Toe Met Guard CSA®**
 GENDER Men's
 SAFETY TOE Composite Toe
 STYLE # **10017174** PAGE # **60**



STYLE NAME **Mastergrip™ Pull-On SD**
 GENDER Men's
 SAFETY TOE Composite Toe
 STYLE # **10020094** PAGE # **26**



STYLE NAME **WorkHog® Wide Square Toe H2O 400G**
 GENDER Men's
 SAFETY TOE Composite Toe
 STYLE # **10018555** PAGE # **60**



STYLE NAME **WorkHog® Wide Square Toe Met Guard H2O**
 GENDER Men's
 SAFETY TOE Composite Toe
 STYLE # **10016265** PAGE # **60**



STYLE NAME **Outpace SD**
 GENDER Men's
 SAFETY TOE Composite Toe
 STYLE # **10040319** PAGE # **48**



STYLE NAME **Outpace SD**
 GENDER Women's
 SAFETY TOE Composite Toe
 STYLE # **10044427** PAGE # **48**

PUNCTURE RESISTANT



STYLE NAME **Sierra Wide Square Toe Puncture Resistant**
 GENDER Men's
 SAFETY TOE Steel Toe
 STYLE # 10012948 PAGE # 69



STYLE NAME **Turbo 8" H2O CSA®**
 GENDER Men's
 SAFETY TOE Carbon Toe
 STYLE # 10029136 PAGE # 31



STYLE NAME **WorkHog® Wide Square Toe H2O 600G CSA®**
 GENDER Men's
 SAFETY TOE Composite Toe
 STYLE # 10023280 PAGE # 59



STYLE NAME **Stump Jumper™ 8" H2O 600g CSA® Glacier Grip™**
 GENDER Men's
 SAFETY TOE Composite Toe
 STYLE # 10038283 PAGE # 25



STYLE NAME **Turbo Outlaw 8" H2O 400g CSA®**
 GENDER Men's
 SAFETY TOE Carbon Toe
 STYLE # 10033997 PAGE # 31



STYLE NAME **WorkHog® Wide Square Toe H2O CSA®**
 GENDER Men's
 SAFETY TOE Composite Toe
 STYLE # 10017175 PAGE # 60



STYLE NAME **Turbo 6" H2O CSA®**
 GENDER Men's
 SAFETY TOE Carbon Toe
 STYLE # 10029132 PAGE # 31



STYLE NAME **Turbo Outlaw 8" Metguard H2O CSA®**
 GENDER Men's
 SAFETY TOE Carbon Toe
 STYLE # 10033998 PAGE # 32



STYLE NAME **WorkHog® Wide Square Toe Met Guard CSA®**
 GENDER Men's
 SAFETY TOE Composite Toe
 STYLE # 10017174 PAGE # 60



STYLE NAME **Turbo 6" H2O CSA®**
 GENDER Men's
 SAFETY TOE Carbon Toe
 STYLE # 10029134 PAGE # 31



STYLE NAME **WorkHog® Wide Square Toe CSA®**
 GENDER Men's
 SAFETY TOE Composite Toe
 STYLE # 10017170 PAGE # 59

COMPOSITE TOE

STYLE NAME	GENDER	STYLE #	PAGE	STYLE NAME	GENDER	STYLE #	PAGE
Anthem Deco	Women's	10029498	79	Powerline 8" H2O	Men's	10018566	22
Anthem VentTEK™	Women's	10031663	78	Powerline H2O 400G	Men's	10018569	23
Anthem	Women's	10027420	78	Rebar® Flex 6"	Men's	10021495	33
Big Rig H2O	Men's	10033993	67	Rebar® Flex Western H2O	Men's	10021486	74
Big Rig	Men's	10033966	67	Rebar® Flex Western H2O	Men's	10034157	74
Casey 6"	Women's	10033921	42	Rebar® Wedge 6" H2O	Men's	10035945	34
Casual Work Mid Lace SD	Women's	10020097	45	Rebar® Wedge 6" Moc Toe H2O	Men's	10035917	34
Catalyst™ VX Work 8" Met Guard H2O	Men's	10021706	18	Rebar® Wedge 6" Moc Toe H2O	Men's	10044540	34
Catalyst™ VX Work Wide Square Toe H2O	Men's	10016253	52	Rebar® Wedge Chelsea H2O	Women's	10042563	36
Edge LTE Chukka H2O	Men's	10024953	39	Rebar® Wedge Chelsea H2O	Women's	10042564	36
Edge LTE Chukka	Men's	10024951	40	Rebar® Wedge Moc Toe H2O	Women's	10038335	35
Edge LTE Chukka Metguard	Men's	10034149	39	Rebar® Wedge Moc Toe H2O	Women's	10043240	35
Edge LTE Chukka SD	Men's	10038398	41	Rebar® Wedge Pull-On H2O	Men's	10042862	35
Edge LTE Moc H2O	Men's	10024956	40	Rebar® Wedge Pull-On	Men's	10023099	35
Edge LTE Moc	Men's	10024954	40	RigTek™ 8" Wide Square Toe	Men's	10012927	65
Edge LTE Moc	Men's	10044578	40	RigTek™ Wide Square Toe H2O	Men's	10012932	65
Edge LTE Moc	Women's	10035978	41	RigTek™ Wide Square Toe H2O	Men's	10034156	65
Edge LTE Moc	Women's	10042485	41	Stump Jumper™ 6" H2O	Men's	10038299	25
Edge LTE Slip-On SD	Men's	10029530	41	Stump Jumper™ 8" H2O 600g CSA Glacier Grip™	Men's	10038283	25
Expert Safety Clog SD	Women's	10011976	46	Stump Jumper™ Pull-On H2O	Men's	10038282	25
Intrepid™ 8" H2O	Men's	10020079	53	Telluride Work H2O	Women's	10029481	27
Intrepid™ VentTEK™	Men's	10020072	53	Tracey Pull-On H2O	Women's	10015405	77
Intrepid™ VentTEK™	Men's	10023042	53	Tracey Pull-On	Women's	10008634	77
Macey™	Women's	10005949	42	WorkHog® 8" H2O	Men's	10011943	63
Mastergrip™ Pull-On SD	Men's	10020094	26	WorkHog® Mesteno H2O	Men's	10015400	61
Outpace	Men's	10040282	48	WorkHog® Pull-On H2O	Men's	10001200	64
Outpace	Men's	10040283	48	WorkHog® Pull-On H2O	Men's	10008635	64
Outpace SD	Men's	10040319	48	WorkHog® Pull-On	Men's	10001191	64
Outpace SD	Women's	10044427	48	WorkHog® Wellington H2O	Men's	10020092	63
Outpace	Women's	10040322	48	WorkHog® Wide Square Toe CSA®	Men's	10017170	59
Outpace	Women's	10040323	48	WorkHog® Wide Square Toe H2O 400G	Men's	10018555	60
Outpace	Women's	10040324	48	WorkHog® Wide Square Toe H2O 600G CSA®	Men's	10023280	59
Overdrive™ 8" Wide Square Toe H2O	Men's	10012940	54	WorkHog® Wide Square Toe H2O CSA®	Men's	10017175	60
Overdrive™ Pull-On H2O	Men's	10010901	19	WorkHog® Wide Square Toe H2O	Men's	10017420	62
Overdrive™ Wide Square Toe	Men's	10011933	54	WorkHog® Wide Square Toe Met Guard CSA®	Men's	10017174	60
Overdrive™ XTR Pull-On H2O	Men's	10012942	19	WorkHog® Wide Square Toe Met Guard H2O	Men's	10016265	60
Powerline 8" H2O 400G	Men's	10018567	22	WorkHog® Wide Square Toe VentTEK™	Men's	10020084	61

STEEL TOE

STYLE NAME	GENDER	STYLE #	PAGE
Cascade 8" Wide Square Toe	Men's	10011917	71
Groundbreaker Chelsea H2O	Men's	10024983	37
Groundbreaker Pull-On	Men's	10014241	38
Groundbreaker Wide Square Toe H2O	Men's	10015196	76
Groundbreaker Wide Square Toe H2O	Men's	10024992	76
Groundbreaker Wide Square Toe	Men's	10015191	75
Groundbreaker Wide Square Toe	Men's	10021108	75
Groundbreaker Wide Square Toe Met Guard	Men's	10020063	75
Groundwork Wide Square Toe	Men's	10034717	76
Krista Pull-On H2O	Women's	10029516	80
Sierra Shock Shield® Wide Square Toe	Men's	10042541	69
Sierra Shock Shield® Patriot Wide Square Toe	Men's	10044426	69
Sierra Shock Shield® Wide Square Toe H2O	Men's	10044544	69

STYLE NAME	GENDER	STYLE #	PAGE
Sierra Wide Square Toe	Men's	10010134	70
Sierra Wide Square Toe	Men's	10017434	70
Sierra Wide Square Toe Puncture Resistant	Men's	10012948	69
Terrain Steel Toe Wide Square Toe	Men's	10016379	72
Treadfast 6" H2O	Men's	10034673	43
Treadfast 6" H2O	Women's	10040405	44
Treadfast 6"	Men's	10034671	43
Treadfast 8" H2O	Men's	10042496	44
WorkHog® Patriot	Men's	10022968	61
WorkHog® Wide Square Toe H2O	Men's	10010133	62
WorkHog® Wide Square Toe	Men's	10006961	62
WorkHog® Wide Square Toe Tall	Men's	10008205	61

CARBON TOE

STYLE NAME	GENDER	STYLE #	PAGE
Endeavor 6" H2O	Men's	10031591	21
Endeavor 8" H2O	Men's	10038373	21
Turbo 6" H2O CSA®	Men's	10029132	31
Turbo 6" H2O CSA®	Men's	10029134	31
Turbo 6" H2O	Men's	10027335	29
Turbo 6" USA Assembled H2O	Men's	10036739	29
Turbo 8" H2O CSA®	Men's	10029136	31
Turbo 8" H2O	Men's	10027326	30
Turbo 8" USA Assembled H2O	Men's	10036737	29
Turbo Chelsea H2O	Men's	10027330	30
Turbo Chelsea H2O	Men's	10027331	30
Turbo Chelsea USA Assembled H2O	Men's	10036738	29
Turbo Outlaw 6" H2O	Men's	10033996	31
Turbo Outlaw 8" H2O 400g CSA®	Men's	10033997	31
Turbo Outlaw 8" Metguard H2O CSA®	Men's	10033998	32

STYLE NAME	GENDER	STYLE #	PAGE
Turbo Pull-On H2O	Men's	10027328	30
Turbo Pull-On Moc Toe H2O	Men's	10040396	30
WorkHog® XT 8" BOA® H2O	Men's	10038922	56
WorkHog® XT Cottonwood	Men's	10038317	57
WorkHog® XT Cottonwood	Men's	10038318	57
WorkHog® XT Dare	Men's	10024952	58
WorkHog® XT Patriot H2O	Men's	10036002	58
WorkHog® XT VentTEK™ Bold H2O	Men's	10035881	57
WorkHog® XT VentTEK™ Bold	Men's	10031507	56
WorkHog® XT VentTEK™ H2O	Men's	10036005	57
WorkHog® XT Wide Square Toe BOA® H2O	Men's	10038924	56
WorkHog® XT Wide Square Toe BOA®	Men's	10038923	56
WorkHog® XT Wide Square Toe H2O	Men's	10024966	58
WorkHog® XT Wide Square Toe H2O	Men's	10024968	58
WorkHog® XT Wide Square Toe H2O	Men's	10031483	58

100% NON-METALLIC

STYLE NAME	GENDER	STYLE #	PAGE
Casual Work Mid Lace SD	Women's	10020097	45
Edge LTE Chukka H2O	Men's	10024953	39
Edge LTE Chukka	Men's	10024951	40
Edge LTE Chukka Metguard	Men's	10034149	39
Edge LTE Chukka SD	Men's	10038398	41
Edge LTE Moc H2O	Men's	10024956	40
Edge LTE Moc	Men's	10024954	40
Edge LTE Moc	Men's	10044578	40
Edge LTE Moc	Women's	10035978	41
Edge LTE Moc	Women's	10042485	41
Edge LTE Slip-On SD	Men's	10029530	41
Expert Safety Clog SD	Women's	10011976	46
Mastergrip™ Pull-On SD	Men's	10020094	26
Outpace	Men's	10040282	48
Outpace	Men's	10040283	48
Outpace SD	Men's	10040319	48
Outpace SD	Women's	10044427	48
Outpace	Women's	10040322	48
Outpace	Women's	10040323	48
Outpace	Women's	10040324	48
Rebar® Flex 6"	Men's	10021495	33
Rebar® Flex Western H2O	Men's	10021485	74
Rebar® Flex Western H2O	Men's	10021486	74
Rebar® Flex Western H2O	Men's	10034157	74
Rebar® Flex Western VentTEK™ Incognito	Men's	10040436	74

STYLE NAME	GENDER	STYLE #	PAGE
ShiftRunner™	Men's	10042569	50
ShiftRunner™	Men's	10042570	50
ShiftRunner™	Women's	10042566	50
ShiftRunner™	Women's	10042567	50
ShiftRunner™	Women's	10042568	50
Telluride Work H2O	Women's	10029481	27
Turbo 6" H2O CSA®	Men's	10029132	31
Turbo 6" H2O CSA®	Men's	10029134	31
Turbo 6" H2O	Men's	10027335	29
Turbo 6" H2O	Men's	10032608	29
Turbo 6" USA Assembled H2O	Men's	10036739	29
Turbo 8" H2O CSA®	Men's	10029136	31
Turbo 8" H2O	Men's	10027326	30
Turbo 8" USA Assembled H2O	Men's	10036737	29
Turbo Chelsea H2O	Men's	10027330	30
Turbo Chelsea H2O	Men's	10027331	30
Turbo Chelsea H2O	Men's	10032609	30
Turbo Chelsea USA Assembled H2O	Men's	10036738	29
Turbo Outlaw 6" H2O	Men's	10033985	31
Turbo Outlaw 6" H2O	Men's	10033996	31
Turbo Outlaw 8" H2O 400g CSA®	Men's	10033997	31
Turbo Outlaw 8" Metguard H2O CSA®	Men's	10033998	32
Turbo Pull-On H2O	Men's	10027328	30
Turbo Pull-On Moc Toe H2O	Men's	10040396	30
Turbo Pull-On Moc Toe H2O	Men's	10040397	30

ANTHEM WORK	
Women's Anthem	78
Women's Anthem Deco	79
Women's Anthem VentTEK™	78
BIG RIG	
Big Rig	67
Big Rig H2O	67
CASUAL WORK	
Women's Casual Work Mid Lace SD	45
CATALYST™ VX WORK	
Catalyst™ VX Work 8" Met Guard H2O	18
Catalyst™ VX Work Wide Square Toe H2O	52
EDGE LTE	
Edge LTE Chukka	40
Edge LTE Chukka H2O	39
Edge LTE Chukka Metguard.....	39
Edge LTE Chukka SD	41
Edge LTE Moc	40
Edge LTE Moc	40
Edge LTE Moc H2O	40
Edge LTE Slip-On SD.....	41
Women's Edge LTE Moc.....	41
ENDEAVOR	
Endeavor 6" H2O	21
Endeavor 8" H2O	21
EXPERT SAFETY CLOG	
Women's Expert Safety Clog SD	46
FATBABY® WORK	
Women's Krista Pull-On H2O	80
GROUNDBREAKER	
Groundbreaker 6"	37
Groundbreaker Chelsea H2O	37
Groundbreaker Pull-On	38
Groundbreaker Wide Square Toe	75
Groundbreaker Wide Square Toe H2O	76
Groundbreaker Wide Square Toe H2O	76
Groundbreaker Wide Square Toe Met Guard	75
Groundwork Wide Square Toe.....	76
INTREPID™	
Intrepid 8" H2O	53
Intrepid VentTEK™	53
MASTERGRIP™	
Mastergrip™ Pull-On SD.....	26
OUTPACE	
Outpace	48
Outpace SD	48
Women's Outpace	48
Women's Outpace SD.....	48
OVERDRIVE™	
Overdrive™ 8" Wide Square Toe H2O	54
Overdrive™ Pull-On H2O	19
Overdrive™ Wide Square Toe	54
Overdrive™ XTR Pull-On H2O.....	19
POWERLINE	
Powerline 8" H2O	22
Powerline 8" H2O 400G.....	22
Powerline H2O 400G	23
REBAR® FLEX	
Rebar® Flex 6"	33

REBAR® FLEX WESTERN	
Rebar® Flex Western H2O	74
Rebar® Flex Western VentTEK™ Incognito.....	74
REBAR® WEDGE	
Rebar® Wedge 6" H2O	34
Rebar® Wedge 6" Moc Toe H2O.....	34
Rebar® Wedge Orgullo Mexicano H2O	35
Rebar® Wedge Pull-On	35
Rebar® Wedge Pull-On H2O	35
Women's Rebar® Wedge Chelsea H2O.....	36
Women's Rebar® Wedge Moc Toe H2O.....	35
RIGTEK™	
RigTek™ 8" Wide Square Toe	65
RigTek™ Wide Square Toe H2O	65
SHIFTRUNNER™	
ShiftRunner™.....	50
Women's ShiftRunner™	50
SIERRA	
Cascade 8"	71
Cascade 8" H2O	71
Cascade 8" Wide Square Toe	71
Sierra	70
Sierra H2O	70
Sierra Saddle	70
Sierra Shock Shield® Patriot Wide Square Toe.....	69
Sierra Shock Shield® Wide Square Toe	69
Sierra Shock Shield® Wide Square Toe H2O	69
Sierra Wide Square Toe	70
Sierra Wide Square Toe Puncture Resistant.....	69
STUMP JUMPER™	
Stump Jumper™ 6" H2O	25
Stump Jumper™ 8" H2O 600g CSA® Glacier Grip™ .	25
Stump Jumper™ Pull-On H2O	25
TELLURIDE WORK	
Women's Telluride Work H2O	27
TERRAIN WORK	
Terrain Steel Toe Wide Square Toe	72
TRACEY	
Women's Casey 6"	42
Women's Macey™	42
Women's Tracey Pull-On.....	77
Women's Tracey Pull-On H2O	77
TREADFAST	
Treadfast 6"	43
Treadfast 6" H2O	43
Treadfast 8" H2O.....	44
Women's Treadfast 6" H2O	44
TURBO	
Turbo 6" H2O.....	29
Turbo 6" H2O CSA®	31
Turbo 6" USA Assembled H2O	29
Turbo 8" H2O.....	30
Turbo 8" H2O CSA®	31
Turbo 8" USA Assembled H2O	29
Turbo Chelsea H2O	30
Turbo Chelsea USA Assembled H2O.....	29
Turbo Outlaw 6" H2O	31
Turbo Outlaw 8" H2O 400g CSA®	31
Turbo Outlaw 8" Metguard H2O CSA®.....	32
Turbo Pull-On H2O.....	30
Turbo Pull-On Moc Toe H2O.....	30

WORKHOG®	
WorkHog® 8"	63
WorkHog® 8" H2O	63
WorkHog® Mesteno H2O	61
WorkHog® Patriot	61
WorkHog® Pull-On	64
WorkHog® Pull-On H2O	64
WorkHog® Wellington H2O.....	63
WorkHog® Wide Square Toe.....	62
WorkHog® Wide Square Toe CSA®	59
WorkHog® Wide Square Toe H2O 400G	60
WorkHog® Wide Square Toe H2O 600G CSA®.....	59
WorkHog® Wide Square Toe H2O	62
WorkHog® Wide Square Toe H2O CSA®.....	60
WorkHog® Wide Square Toe Met Guard CSA®.....	60
WorkHog® Wide Square Toe Met Guard H2O	60
WorkHog® Wide Square Toe Tall.....	61
WorkHog® Wide Square Toe VentTek™	61
WORKHOG® XT	
WorkHog® XT 8" BOA® H2O.....	56
WorkHog® XT Cottonwood	57
WorkHog® XT Dare.....	58
WorkHog® XT Patriot H2O	58
WorkHog® XT VentTEK™ Bold.....	56
WorkHog® XT VentTEK™ Bold H2O	57
WorkHog® XT VentTEK™ H2O	57
WorkHog® XT Wide Square Toe BOA®	56
WorkHog® XT Wide Square Toe BOA® H2O	56
WorkHog® XT Wide Square Toe H2O	58

ARIAT®

WORK

ARIAT INTERNATIONAL, INC.

3242 Whipple Road
Union City, CA 94587 USA
Phone: 510-477-7000
Toll Free: 800-899-8141
Fax: 510-477-6900
Email: info@ariat.com

ARIAT.COM

ARIATWORK.COM

B2B.ARIAT.COM

For more information on sales associate training of Ariat product and technologies, contact your sales representative.

ARIAT EUROPE LIMITED

Princes Manor Barn
Reading Road
Harwell
Didcot
Oxfordshire
OX11 0LU, United Kingdom
Phone: +44 1367 242818
Email: info.ae@ariat.com

AUSTRALIA / NEW ZEALAND

Just Country Australia
P.O. Box 211
Acacia Ridge QLD 4110
Australia
Phone: +617 3711 8000
Fax: +617 3711 8080
Email: sales@justcountry.com.au
Web: ariat.com.au

MEXICO

Grupo Quince 22 S.A. de C.V.
Av. Real Acueducto 360a Int 201
Puerto de Hierro
45116
Zapopan, Jalisco, Mexico
Phone: 3316527504
Email: ecommerce@1522.mx

LATIN AMERICA

Nelson H. Aquino
Email: nelson.aquino@ariat.com

JAPAN

Grand Fleet Co., Ltd.
KARASAWA BLDG 1F, 2-9-5 Higasi-Nippori,
Arakawa-Ku, Tokyo 116-0003, Japan
Phone: +81 3 6260 9748
Fax: +81 3 6740 1675
Email: support@grand-fleet.com
Web: ariat.co.jp

ASIA PACIFIC

Jackie Wu
Phone: +852 9191 3343
Email: jackie.wu@ariat.com

CHINA

Yunsan (Shanghai) Limited
F.18, No. 1375 Huaihai Zhong Road
Xuhui District, Shanghai 200030m China
Phone: +86 21 5306 8800
Email: service@yunsancorp.com